

52 Tische, 104 Paare. Anzahl der Boards: 32. Durchschnitt: 1504,000. Average+/-/- ergibt mindestens 60 / genau 50 / maximal 40 %.

| Rang | Paar | Score | % | Name | Kat | Nat | Klub |
|------|------|----------|--------------|--|-------|-------|---------|
| 1 | 81 | 2039,896 | 67,82 | GLOYER Andreas - TERRANEO Franz | GM | | 42 - 11 |
| 2 | 1 | 2017,035 | 67,06 | FUCIK Jan - KRIFTNER Georg | GM | | 9 - 44 |
| 3 | 41 | 1939,516 | 64,48 | FISCHER Doris - PÜRSTL Christoph | GM | | 38 |
| 4 | 89 | 1886,980 | 62,73 | SEIDEL Waltraud - SEIDEL Wolf | SLM | | 43 |
| 5 | 45 | 1843,804 | 61,30 | BAMBERGER Johannes - WINTER Leopold | GM | | 22 - 20 |
| 6 | 105 | 1819,128 | 60,48 | BURG Thomas - DAEMEN Bert | | AT-NL | 38 |
| 7 | 109 | 1812,248 | 60,25 | MAYER Wolfgang - WEIGKRICHT Terry | JGM | | 6 - 9 |
| 8 | 47 | 1790,015 | 59,51 | FLETEREN VAN Frederik - KOSCHIER Renate | | US-AT | 21 |
| 9 | 49 | 1780,957 | 59,21 | KRIFTNER Susanne - TERRANEO Sylvia | JGM | | 44 - 9 |
| 10 | 75 | 1778,041 | 59,11 | GRAF Werner - RAPF Karl | | | 11 |
| 11 | 61 | 1760,637 | 58,53 | LAUSS Wolfgang - SAURER Bernd | SLM | | 50 - 38 |
| 12 | 29 | 1754,303 | 58,32 | BABSCH Andreas - HANSEN Renate | GM | | 8 - 42 |
| 13 | 52 | 1749,015 | 58,15 | LEUTHNER Helga - WENZEL Günter | | AT-CH | 50 |
| 14 | 14 | 1738,559 | 57,80 | KIRCHNER Ilse - KIRCHNER Peter | Pik | | 42 |
| 15 | 72 | 1737,990 | 57,78 | HACKL Werner - PALITSCH Michael | Pik | | 17 |
| 16 | 51 | 1736,529 | 57,73 | CHARKOW Heinz - SCHOBER Maria | Pik | | 31 - 44 |
| 17 | 115 | 1731,908 | 57,58 | POLASCHEGG Helmut - GIDWANI Dilip | Herz | | 31 |
| 18 | 113 | 1728,224 | 57,45 | BOSAK Gerhard - WINTER Stefan | SLM | | 22 |
| 19 | 73 | 1720,726 | 57,20 | POLLAK Gerhard - ZELNIK Peter | JGM | | 16 - 9 |
| 20 | 43 | 1702,377 | 56,59 | BERNER Wolfgang - FÜREDER Max | SLM | | 51 |
| 21 | 46 | 1691,000 | 56,22 | GASSENBAUER Anna - KAINDL Ernst | Karo | | 50 |
| 22 | 65 | 1682,766 | 55,94 | LICHTENEGGER Karl - LINDINGER Barbara | SLM | | 46 - 41 |
| 23 | 37 | 1679,991 | 55,85 | KANDEL Heinrich - SPIEB Heribert | Herz | | 9 - 33 |
| 24 | 96 | 1677,368 | 55,76 | FLOSZMANN Gustav - SEMMELRATH Karin | SLM | | 9 - 22 |
| 25 | 16 | 1668,081 | 55,45 | HERMAN Annemarie - HERMAN Jaap | | DE | |
| 26 | 5 | 1663,957 | 55,32 | GOGOMAN Adele - SMEDEREVAC Jovanka | JGM | | 33 - 38 |
| 27 | 69 | 1660,465 | 55,20 | PICHLER Ernst - VIVAT Heinz | JGM | | 31 |
| 28 | 116 | 1660,142 | 55,19 | SZABO - SZILAGYI | | HU | |
| 29 | 93 | 1638,665 | 54,48 | BRANC Peter - KUNISCH Wolfgang | SLM | | 11 - 2 |
| 30 | 9 | 1638,223 | 54,46 | MÜLLER Erich - SPINN Michael | SLM | | 6 - 42 |
| 31 | 112 | 1629,181 | 54,16 | ASSMANN Ursula - WANHA Clemens | Pik | | 9 |
| 32 | 7 | 1626,028 | 54,06 | HEROLD Gerda - PRESOLY Elisabeth | LM | | 21 |
| 33 | 76 | 1623,224 | 53,96 | SURANYI - SZEGEDI | | HU | |
| 34 | 11 | 1610,826 | 53,55 | BIEDER Wolfgang - BÖHM Maria | JGM | | 11 - 44 |
| 35 | 104 | 1610,477 | 53,54 | DINSTL Georg - STASTNY Ursula | LM | | 50 - 47 |
| 36 | 36 | 1603,365 | 53,30 | DUMBOVICH Miklos - GOTTHARD | | HU | 22 |
| 37 | 71 | 1596,912 | 53,09 | DENZ Elmar - SCHUSTER Robert | SLM | | 43 - 48 |
| 38 | 28 | 1589,006 | 52,83 | DASCHIEL Gerald - HERMANN Gottfried | Pik | | 51 |
| 39 | 48 | 1588,484 | 52,81 | KOBLMÜLLER Bibiane - KOBLMÜLLER Maximilian | | | 51 |
| 40 | 33 | 1574,940 | 52,36 | KLOUCEK Magdalena - STADLER Heinz | SLM | | 24 - 2 |
| 41 | 77 | 1546,126 | 51,40 | BORKOVEC Andrea - LINDENLAUF Diana | SLM | | 13 - 11 |
| 42 | 3 | 1544,223 | 51,34 | SEKA-LAIMER Herta - WERNLE Sascha | JGM | | 9 - 38 |
| 43 | 15 | 1542,784 | 51,29 | MAYER-LEITZMANN Otto - NEHIBA Johanna | LM | | 9 |
| 44 | 67 | 1541,686 | 51,25 | PREMITZER Brigitte - STEINER Peter | Pik | | 31 |
| 45 | 107 | 1537,000 | 51,10 | FLADR Katerina - LIWA Jörg | LM | | 38 |
| 46 | 111 | 1527,563 | 50,78 | SCHNITZER Susanne - ZACH Christian | LM | | 10 - 9 |
| 47 | 85 | 1518,423 | 50,48 | SEMMELRATH Wolfgang - STALZER Heimo | SLM | | 22 - 2 |
| 48 | 90 | 1513,292 | 50,31 | GRILLENBERGER Ursula - MINIMAIR Roswitha | Treff | | 50 |
| 49 | 31 | 1511,229 | 50,24 | BENEDIKT Michael - KNOBLICH Hans | LM | | 1 - 9 |
| 50 | 53 | 1509,711 | 50,19 | ENGL Georg - KRIFTNER Christine | LM | | 50 - 44 |
| 51 | 4 | 1509,077 | 50,17 | DINSTL Christine - GRUBER Edith | Herz | | 50 |
| 52 | 103 | 1507,600 | 50,12 | BERNDL Roland - DASCHIEL Margit | LM | | 51 |
| 53 | 64 | 1503,391 | 49,98 | IPPISCH Eva - MILLER Ulrike | Pik | | 9 - 44 |
| 54 | 62 | 1503,336 | 49,98 | BÖHM Antonia - BÖHM Helmut | A | | 51 |
| 55 | 66 | 1498,933 | 49,83 | GRASSECKER Silvia - STRELLER Harald | Karo | | 43 |
| 56 | 101 | 1494,213 | 49,67 | LEITNER Peter - LENDWAI Siegfried | JGM | | 11 |
| 57 | 21 | 1487,858 | 49,46 | EICHHOLZER Jörg - GIFFINGER Konrad | JGM | | 11 |
| 58 | 8 | 1485,649 | 49,39 | LEUTHNER Erhard - REPSEER Hans Helmut | Herz | | 50 |
| 59 | 68 | 1485,585 | 49,39 | SCHNÖLL Eduard - SYTSEVICH Sergej | Pik | | 46 |
| 60 | 25 | 1477,379 | 49,11 | ARTMER Ilse Betina - KRATOCHWIL Peter | SLM | | 9 |
| 61 | 27 | 1467,183 | 48,78 | BERGER Heinrich - REMMEL Leo | GM | | 16 - 2 |
| 62 | 42 | 1465,454 | 48,72 | AKMANLAR Kaan - MALIK Christoph | A | | 46 |
| 63 | 94 | 1457,045 | 48,44 | KALCHBAUER Michael - KRONABETTER Manfred | Herz | | 17 |
| 64 | 55 | 1452,419 | 48,29 | DENZ Astrid - GRETSCH Cornelia | Pik | | 43 - 38 |
| 65 | 44 | 1431,401 | 47,59 | HOLZER Sieglinde - KOUFF Peter | Karo | | 31 |
| 66 | 12 | 1428,957 | 47,51 | KUSCHEL Elfriede - SODL Eva | A | | 31 |
| 67 | 17 | 1428,606 | 47,49 | PERSY Christian - ZELNIK Anna | Pik | | 15 |
| 68 | 114 | 1426,422 | 47,42 | BINA Richard - SCHULZ Dieter | Herz | | 38 - 9 |
| 69 | 84 | 1403,971 | 46,67 | FRÄSER Harry - FRÄSER Hedwig | Pik | | 38 |
| 70 | 57 | 1394,075 | 46,35 | KROATH Fritz - WENNINGER Roland | Karo | | 50 |
| 71 | 63 | 1391,548 | 46,26 | DEIXLER Heike - GRUBER Birgit | Pik | | 50 |
| 72 | 74 | 1376,990 | 45,78 | MEINGAST Elisabeth - PLAPPART Karl | Karo | | 50 |
| 73 | 34 | 1374,729 | 45,70 | SCHOBER Günther - SCHOBER Ilse | Herz | | 33 |
| 74 | 2 | 1372,204 | 45,62 | MOSER Ute - SCHEUBA Ingeborg | A | | 51 |



2006-07-15 - 2006-07-16 Gmunden Paar

Ergebnis
Durchgang 2

52 Tische, 104 Paare. Anzahl der Boards: 32. Durchschnitt: 1504,000. Average+/-/- ergibt mindestens 60 / genau 50 / maximal 40 %.

| Rang | Paar | Score | % | Name | Kat | Nat | Klub |
|------|------|----------|--------------|---|-------|-----|---------|
| 75 | 92 | 1370,586 | 45,56 | HUTER Traude - SPINN Rosi | LM | | 42 |
| 76 | 88 | 1368,556 | 45,50 | SCHOCK Jürgen - TRAUNER Rudolf | Pik | | 44 - 51 |
| 77 | 30 | 1366,303 | 45,42 | MARKOWSKI Ulrike - RUTTNIG Ingrid | Treff | | 50 |
| 78 | 87 | 1361,776 | 45,27 | MLADENOW Hans - PAESOLD Claudius | LM | | 1 - 38 |
| 79 | 54 | 1354,612 | 45,03 | GRUBER Mathilde - HALVAX Margit | Karo | | 51 - 44 |
| 80 | 10 | 1351,199 | 44,92 | GALLE Helga - GALLE Oskar | Treff | | 31 |
| 81 | 35 | 1348,065 | 44,82 | TANAY Laszlo - TANAY Tatjana | Pik | | 9 |
| 82 | 6 | 1343,106 | 44,65 | HAKL Franziska - HÖLZL Helma | Karo | | 31 |
| 83 | 108 | 1339,131 | 44,52 | HOFMANN Gisela - KLEE Charlotte | Herz | | 43 |
| 84 | 91 | 1339,116 | 44,52 | LANGER Peter - WOLZ Herta | LM | | 38 - 17 |
| 85 | 22 | 1333,244 | 44,32 | ARMING Ingeborg - ARMING Siegfried | A | | 41 |
| 86 | 13 | 1321,677 | 43,94 | KNOLL Michael - PICHLER Eva | Pik | | 31 |
| 87 | 18 | 1310,689 | 43,57 | PISTOR Anna - PISTOR Gerhart | LM | | 21 |
| 88 | 56 | 1306,169 | 43,42 | HARSANYI Josef - KUNTZ Rosi | | DE | |
| 89 | 50 | 1298,987 | 43,18 | MARTIN Hannelore - MAYR Ilse | Treff | | 50 |
| 90 | 83 | 1291,201 | 42,93 | DOMZIOL Jadwiga - RECHBACH Ralph | Pik | | 50 - 9 |
| 91 | 38 | 1269,642 | 42,21 | HERZMANN Helmut - SCHATTENBERG Marena | Karo | | 49 - 51 |
| 92 | 24 | 1264,428 | 42,04 | LEINDL Rosita - PLANK Erich | LM | | 31 - 33 |
| 93 | 23 | 1255,057 | 41,72 | BABSCH Inge - SCHRAMMEL Renate | LM | | 8 - 2 |
| 94 | 117 | 1229,493 | 40,87 | HÖSS Sylvia - ROITTNER Helga | A | | 31 |
| 95 | 106 | 1225,718 | 40,75 | BAMBERGER Christoph - STIGLEITNER Philipp | Treff | | 22 - 38 |
| 96 | 82 | 1217,129 | 40,46 | HACKLER Johanna - ZAPF Christian | A | | 41 |
| 97 | 95 | 1189,108 | 39,53 | PROWAZNIK Gertraud - SPIEB Anna | Herz | | 9 - 33 |
| 98 | 70 | 1183,568 | 39,35 | FUCHSHUBER Christa - PEDRINI Lieselotte | Treff | | 43 |
| 99 | 110 | 1151,217 | 38,27 | KOCH Hanne - STRELLER Barbara | Treff | | 43 |
| 100 | 86 | 1145,383 | 38,08 | DELLE KARTH Irmgard - STÜRZENBAUM Ursula | Karo | | 43 |
| 101 | 97 | 1133,579 | 37,69 | GROTE Sylvia - TRESCHMITZER Brigitte | Treff | | 31 |
| 102 | 102 | 1056,565 | 35,13 | FISCHINGER Marion - FISCHINGER Wolfgang | | | 41 |
| 103 | 26 | 1031,963 | 34,31 | MOUDRY Veronika - WEINHÄUPL Gertraud | Karo | | 9 - 44 |
| 104 | 32 | 787,112 | 26,17 | BROJER Maria - EBNER Edith | A | | 22 - 50 |



52 Tische, 104 Paare. Anzahl der Boards: 32. Durchschnitt: 1504,000. Average+/-/- ergibt mindestens 60 / genau 50 / maximal 40 %.

| 1 | | 2 | | | | | | | |
|-------|---|----------|---|-------------|-------|--------|----------|---------------|-------------|
| DB | 875432 | 8765 | ADB42 | | | | | | |
| D976 | 54 | DB985 | 3 | | | | | | |
| B4 | 1096 | KD5 | A1096 | | | | | | |
| AK986 | B7 | 3 | K64 | | | | | | |
| 6 | KB3 | K103 | A4 | | | | | | |
| AKD32 |  | A4 |  | | | | | | |
| D1032 | AK109 | B842 | D1098 | | | | | | |
| | A1082 | D1098 | | | | | | | |
| | 875 | 9 | | | | | | | |
| | 54 | K10762 | | | | | | | |
| | | 73 | | | | | | | |
| | | AB752 | | | | | | | |
| Tisch | Paar | Ergebnis | Score | % | Tisch | Paar | Ergebnis | Score | % |
| C 12 | 72 86 | 500 | 94,000 0,000 | 100,00 0,00 | B 7 | 27 53 | 170 | 94,000 0,000 | 100,00 0,00 |
| A 6 | 6 110 | 450 | 92,000 2,000 | 97,87 2,13 | A 7 | 7 112 | 100 | 88,000 6,000 | 93,62 6,38 |
| A 7 | 7 112 | 420 | 85,000 9,000 | 90,43 9,57 | B 14 | 34 50 | 100 | 88,000 6,000 | 93,62 6,38 |
| A 12 | 12 105 | 420 | 85,000 9,000 | 90,43 9,57 | B 16 | 36 54 | 100 | 88,000 6,000 | 93,62 6,38 |
| B 5 | 25 49 | 420 | 85,000 9,000 | 90,43 9,57 | A 18 | 38 117 | 100 | 88,000 6,000 | 93,62 6,38 |
| B 7 | 27 53 | 420 | 85,000 9,000 | 90,43 9,57 | C 10 | 70 82 | 100 | 88,000 6,000 | 93,62 6,38 |
| C 15 | 75 92 | 420 | 85,000 9,000 | 90,43 9,57 | A 1 | 1 101 | 50 | 77,000 17,000 | 81,91 18,09 |
| C 17 | 77 96 | 420 | 85,000 9,000 | 90,43 9,57 | C 7 | 67 93 | 50 | 77,000 17,000 | 81,91 18,09 |
| A 4 | 4 106 | 170 | 74,000 20,000 | 78,72 21,28 | C 11 | 71 84 | 50 | 77,000 17,000 | 81,91 18,09 |
| A 15 | 15 22 | 170 | 74,000 20,000 | 78,72 21,28 | C 12 | 72 86 | 50 | 77,000 17,000 | 81,91 18,09 |
| B 8 | 28 55 | 170 | 74,000 20,000 | 78,72 21,28 | C 14 | 74 90 | 50 | 77,000 17,000 | 81,91 18,09 |
| B 14 | 34 50 | 170 | 74,000 20,000 | 78,72 21,28 | C 17 | 77 96 | 50 | 77,000 17,000 | 81,91 18,09 |
| B 17 | 37 56 | 170 | 74,000 20,000 | 78,72 21,28 | C 15 | 75 92 | -100 | 70,000 24,000 | 74,47 25,53 |
| A 1 | 1 101 | 140 | 57,000 37,000 | 60,64 39,36 | A 11 | 11 103 | -200 | 66,000 28,000 | 70,21 29,79 |
| A 10 | 10 18 | 140 | 57,000 37,000 | 60,64 39,36 | B 5 | 25 49 | -200 | 66,000 28,000 | 70,21 29,79 |
| A 11 | 11 103 | 140 | 57,000 37,000 | 60,64 39,36 | B 9 | 29 57 | -200 | 66,000 28,000 | 70,21 29,79 |
| A 14 | 14 109 | 140 | 57,000 37,000 | 60,64 39,36 | A 4 | 4 106 | -420 | 42,000 52,000 | 44,68 55,32 |
| B 1 | 21 41 | 140 | 57,000 37,000 | 60,64 39,36 | A 9 | 9 116 | -420 | 42,000 52,000 | 44,68 55,32 |
| B 9 | 29 57 | 140 | 57,000 37,000 | 60,64 39,36 | A 10 | 10 18 | -420 | 42,000 52,000 | 44,68 55,32 |
| B 15 | 35 52 | 140 | 57,000 37,000 | 60,64 39,36 | A 13 | 13 107 | -420 | 42,000 52,000 | 44,68 55,32 |
| B 16 | 36 54 | 140 | 57,000 37,000 | 60,64 39,36 | A 16 | 16 113 | -420 | 42,000 52,000 | 44,68 55,32 |
| C 4 | 64 87 | 140 | 57,000 37,000 | 60,64 39,36 | A 17 | 17 115 | -420 | 42,000 52,000 | 44,68 55,32 |
| C 6 | 66 91 | 140 | 57,000 37,000 | 60,64 39,36 | B 1 | 21 41 | -420 | 42,000 52,000 | 44,68 55,32 |
| C 7 | 67 93 | 140 | 57,000 37,000 | 60,64 39,36 | B 3 | 23 45 | -420 | 42,000 52,000 | 44,68 55,32 |
| C 8 | 68 95 | 140 | 57,000 37,000 | 60,64 39,36 | B 4 | 24 47 | -420 | 42,000 52,000 | 44,68 55,32 |
| C 3 | 63 85 | 100 | 43,000 51,000 | 45,74 54,26 | B 8 | 28 55 | -420 | 42,000 52,000 | 44,68 55,32 |
| C 5 | 65 89 | 100 | 43,000 51,000 | 45,74 54,26 | B 10 | 30 42 | -420 | 42,000 52,000 | 44,68 55,32 |
| A 5 | 5 108 | -50 | 25,000 69,000 | 26,60 73,40 | B 11 | 31 44 | -420 | 42,000 52,000 | 44,68 55,32 |
| A 8 | 8 114 | -50 | 25,000 69,000 | 26,60 73,40 | B 12 | 32 46 | -420 | 42,000 52,000 | 44,68 55,32 |
| A 9 | 9 116 | -50 | 25,000 69,000 | 26,60 73,40 | B 15 | 35 52 | -420 | 42,000 52,000 | 44,68 55,32 |
| A 13 | 13 107 | -50 | 25,000 69,000 | 26,60 73,40 | B 17 | 37 56 | -420 | 42,000 52,000 | 44,68 55,32 |
| A 16 | 16 113 | -50 | 25,000 69,000 | 26,60 73,40 | C 1 | 61 81 | -420 | 42,000 52,000 | 44,68 55,32 |
| B 3 | 23 45 | -50 | 25,000 69,000 | 26,60 73,40 | C 5 | 65 89 | -420 | 42,000 52,000 | 44,68 55,32 |
| B 6 | 26 51 | -50 | 25,000 69,000 | 26,60 73,40 | C 8 | 68 95 | -420 | 42,000 52,000 | 44,68 55,32 |
| B 10 | 30 42 | -50 | 25,000 69,000 | 26,60 73,40 | C 9 | 69 97 | -420 | 42,000 52,000 | 44,68 55,32 |
| B 11 | 31 44 | -50 | 25,000 69,000 | 26,60 73,40 | C 13 | 73 88 | -420 | 42,000 52,000 | 44,68 55,32 |
| A 18 | 38 117 | -50 | 25,000 69,000 | 26,60 73,40 | C 16 | 76 94 | -420 | 42,000 52,000 | 44,68 55,32 |
| C 1 | 61 81 | -50 | 25,000 69,000 | 26,60 73,40 | A 6 | 6 110 | -450 | 13,000 81,000 | 13,83 86,17 |
| C 10 | 70 82 | -50 | 25,000 69,000 | 26,60 73,40 | A 8 | 8 114 | -450 | 13,000 81,000 | 13,83 86,17 |
| C 11 | 71 84 | -50 | 25,000 69,000 | 26,60 73,40 | A 12 | 12 105 | -450 | 13,000 81,000 | 13,83 86,17 |
| C 13 | 73 88 | -50 | 25,000 69,000 | 26,60 73,40 | A 14 | 14 109 | -450 | 13,000 81,000 | 13,83 86,17 |
| C 14 | 74 90 | -50 | 25,000 69,000 | 26,60 73,40 | B 6 | 26 51 | -450 | 13,000 81,000 | 13,83 86,17 |
| C 16 | 76 94 | -50 | 25,000 69,000 | 26,60 73,40 | B 13 | 33 48 | -450 | 13,000 81,000 | 13,83 86,17 |
| A 17 | 17 115 | -100 | 5,000 89,000 | 5,32 94,68 | C 3 | 63 85 | -450 | 13,000 81,000 | 13,83 86,17 |
| B 4 | 24 47 | -100 | 5,000 89,000 | 5,32 94,68 | C 4 | 64 87 | -450 | 13,000 81,000 | 13,83 86,17 |
| B 13 | 33 48 | -100 | 5,000 89,000 | 5,32 94,68 | C 6 | 66 91 | -500 | 4,000 90,000 | 4,26 95,74 |
| C 9 | 69 97 | -100 | 5,000 89,000 | 5,32 94,68 | A 5 | 5 108 | -590 | 1,000 93,000 | 1,06 98,94 |
| B 12 | 32 46 | -200 | 0,000 94,000 | 0,00 100,00 | A 15 | 15 22 | -590 | 1,000 93,000 | 1,06 98,94 |

52 Tische, 104 Paare. Anzahl der Boards: 32. Durchschnitt: 1504,000. Average+/-/- ergibt mindestens 60 / genau 50 / maximal 40 %.

| 5 | | | | | | | | 6 | | | | | | | |
|--------|--------|----------|--------|--------|--------|--------|------|--------|------|----------|--------|--------|--------|--|--|
| D2 | | | | AK106 | | | | B32 | | | | 954 | | | |
| AK109 | | | | 43 | | | | KD432 | | | | 94 | | | |
| D965 | | | | K10872 | | | | 95 | | | | K1087 | | | |
| 873 | | | | A9 | | | | DB87 | | | | K | | | |
| 7 | | | | AK106 | | | | AB97 | | | | 85 | | | |
| B8752 | | | | 43 | | | | 753 | | | | AKDB62 | | | |
| B4 | | | | K10872 | | | | AD64 | | | | | | | |
| KD1062 | | | | A9 | | | | A10632 | | | | | | | |
| | | | | B98543 | | | | 106 | | | | | | | |
| | | | | D6 | | | | 108 | | | | | | | |
| | | | | A3 | | | | | | | | | | | |
| | | | | B54 | | | | | | | | | | | |
| Tisch | Paar | Ergebnis | Score | | % | | | Tisch | Paar | Ergebnis | Score | | % | | |
| B 15 | 35 50 | 500 | 94,000 | 0,000 | 100,00 | 0,00 | B 7 | 27 51 | 200 | 91,000 | 3,000 | 96,81 | 3,19 | | |
| C 3 | 63 83 | 300 | 90,000 | 4,000 | 95,74 | 4,26 | B 11 | 31 42 | 200 | 91,000 | 3,000 | 96,81 | 3,19 | | |
| C 5 | 65 87 | 300 | 90,000 | 4,000 | 95,74 | 4,26 | B 15 | 35 50 | 200 | 91,000 | 3,000 | 96,81 | 3,19 | | |
| C 13 | 73 86 | 300 | 90,000 | 4,000 | 95,74 | 4,26 | C 7 | 67 91 | 200 | 91,000 | 3,000 | 96,81 | 3,19 | | |
| C 10 | 70 97 | 150 | 85,000 | 9,000 | 90,43 | 9,57 | A 1 | 1 117 | 100 | 85,000 | 9,000 | 90,43 | 9,57 | | |
| C 11 | 71 82 | 150 | 85,000 | 9,000 | 90,43 | 9,57 | C 16 | 76 92 | 100 | 85,000 | 9,000 | 90,43 | 9,57 | | |
| A 18 | 38 115 | 100 | 82,000 | 12,000 | 87,23 | 12,77 | B 1 | 21 56 | -50 | 82,000 | 12,000 | 87,23 | 12,77 | | |
| A 1 | 1 117 | 90 | 80,000 | 14,000 | 85,11 | 14,89 | B 9 | 29 55 | -100 | 79,000 | 15,000 | 84,04 | 15,96 | | |
| A 7 | 7 110 | 50 | 71,000 | 23,000 | 75,53 | 24,47 | C 9 | 69 95 | -100 | 79,000 | 15,000 | 84,04 | 15,96 | | |
| A 12 | 12 102 | 50 | 71,000 | 23,000 | 75,53 | 24,47 | A 14 | 14 107 | -110 | 74,000 | 20,000 | 78,72 | 21,28 | | |
| A 14 | 14 107 | 50 | 71,000 | 23,000 | 75,53 | 24,47 | A 16 | 16 22 | -110 | 74,000 | 20,000 | 78,72 | 21,28 | | |
| A 16 | 16 22 | 50 | 71,000 | 23,000 | 75,53 | 24,47 | B 16 | 36 52 | -110 | 74,000 | 20,000 | 78,72 | 21,28 | | |
| B 8 | 28 53 | 50 | 71,000 | 23,000 | 75,53 | 24,47 | A 9 | 9 114 | -130 | 66,000 | 28,000 | 70,21 | 29,79 | | |
| C 9 | 69 95 | 50 | 71,000 | 23,000 | 75,53 | 24,47 | A 15 | 15 109 | -130 | 66,000 | 28,000 | 70,21 | 29,79 | | |
| C 16 | 76 92 | 50 | 71,000 | 23,000 | 75,53 | 24,47 | A 17 | 17 113 | -130 | 66,000 | 28,000 | 70,21 | 29,79 | | |
| C 17 | 77 94 | 50 | 71,000 | 23,000 | 75,53 | 24,47 | C 12 | 72 84 | -130 | 66,000 | 28,000 | 70,21 | 29,79 | | |
| A 11 | 11 18 | -90 | 59,000 | 35,000 | 62,77 | 37,23 | C 13 | 73 86 | -130 | 66,000 | 28,000 | 70,21 | 29,79 | | |
| A 15 | 15 109 | -90 | 59,000 | 35,000 | 62,77 | 37,23 | B 10 | 30 57 | -150 | 59,000 | 35,000 | 62,77 | 37,23 | | |
| B 1 | 21 56 | -90 | 59,000 | 35,000 | 62,77 | 37,23 | B 14 | 34 48 | -150 | 59,000 | 35,000 | 62,77 | 37,23 | | |
| B 11 | 31 42 | -90 | 59,000 | 35,000 | 62,77 | 37,23 | A 8 | 8 112 | -180 | 56,000 | 38,000 | 59,57 | 40,43 | | |
| B 9 | 29 55 | -100 | 54,000 | 40,000 | 57,45 | 42,55 | C 14 | 74 88 | -300 | 54,000 | 40,000 | 57,45 | 42,55 | | |
| A 8 | 8 112 | -110 | 48,000 | 46,000 | 51,06 | 48,94 | A 2 | 2 101 | -500 | 51,000 | 43,000 | 54,26 | 45,74 | | |
| A 17 | 17 113 | -110 | 48,000 | 46,000 | 51,06 | 48,94 | A 6 | 6 108 | -500 | 51,000 | 43,000 | 54,26 | 45,74 | | |
| C 1 | 61 96 | -110 | 48,000 | 46,000 | 51,06 | 48,94 | A 7 | 7 110 | -600 | 39,000 | 55,000 | 41,49 | 58,51 | | |
| C 6 | 66 89 | -110 | 48,000 | 46,000 | 51,06 | 48,94 | A 10 | 10 116 | -600 | 39,000 | 55,000 | 41,49 | 58,51 | | |
| B 2 | 111 41 | -110 | 48,000 | 46,000 | 51,06 | 48,94 | B 3 | 23 43 | -600 | 39,000 | 55,000 | 41,49 | 58,51 | | |
| A 9 | 9 114 | -120 | 36,000 | 58,000 | 38,30 | 61,70 | B 13 | 33 46 | -600 | 39,000 | 55,000 | 41,49 | 58,51 | | |
| A 10 | 10 116 | -120 | 36,000 | 58,000 | 38,30 | 61,70 | C 1 | 61 96 | -600 | 39,000 | 55,000 | 41,49 | 58,51 | | |
| B 3 | 23 43 | -120 | 36,000 | 58,000 | 38,30 | 61,70 | C 3 | 63 83 | -600 | 39,000 | 55,000 | 41,49 | 58,51 | | |
| B 5 | 25 47 | -120 | 36,000 | 58,000 | 38,30 | 61,70 | C 5 | 65 87 | -600 | 39,000 | 55,000 | 41,49 | 58,51 | | |
| B 6 | 26 49 | -120 | 36,000 | 58,000 | 38,30 | 61,70 | C 10 | 70 97 | -600 | 39,000 | 55,000 | 41,49 | 58,51 | | |
| B 13 | 33 46 | -120 | 36,000 | 58,000 | 38,30 | 61,70 | C 11 | 71 82 | -600 | 39,000 | 55,000 | 41,49 | 58,51 | | |
| B 17 | 37 54 | -120 | 36,000 | 58,000 | 38,30 | 61,70 | B 2 | 111 41 | -600 | 39,000 | 55,000 | 41,49 | 58,51 | | |
| B 14 | 34 48 | -130 | 28,000 | 66,000 | 29,79 | 70,21 | A 3 | 3 103 | -630 | 16,000 | 78,000 | 17,02 | 82,98 | | |
| A 6 | 6 108 | -150 | 22,000 | 72,000 | 23,40 | 76,60 | A 11 | 11 18 | -630 | 16,000 | 78,000 | 17,02 | 82,98 | | |
| A 13 | 13 105 | -150 | 22,000 | 72,000 | 23,40 | 76,60 | A 12 | 12 102 | -630 | 16,000 | 78,000 | 17,02 | 82,98 | | |
| B 7 | 27 51 | -150 | 22,000 | 72,000 | 23,40 | 76,60 | A 13 | 13 105 | -630 | 16,000 | 78,000 | 17,02 | 82,98 | | |
| C 7 | 67 91 | -150 | 22,000 | 72,000 | 23,40 | 76,60 | B 5 | 25 47 | -630 | 16,000 | 78,000 | 17,02 | 82,98 | | |
| C 14 | 74 88 | -150 | 22,000 | 72,000 | 23,40 | 76,60 | B 8 | 28 53 | -630 | 16,000 | 78,000 | 17,02 | 82,98 | | |
| C 2 | 62 81 | -180 | 16,000 | 78,000 | 17,02 | 82,98 | B 12 | 32 44 | -630 | 16,000 | 78,000 | 17,02 | 82,98 | | |
| A 3 | 3 103 | -200 | 12,000 | 82,000 | 12,77 | 87,23 | B 17 | 37 54 | -630 | 16,000 | 78,000 | 17,02 | 82,98 | | |
| B 16 | 36 52 | -200 | 12,000 | 82,000 | 12,77 | 87,23 | C 2 | 62 81 | -630 | 16,000 | 78,000 | 17,02 | 82,98 | | |
| C 15 | 75 90 | -200 | 12,000 | 82,000 | 12,77 | 87,23 | C 6 | 66 89 | -630 | 16,000 | 78,000 | 17,02 | 82,98 | | |
| C 8 | 68 93 | -300 | 8,000 | 86,000 | 8,51 | 91,49 | C 8 | 68 93 | -630 | 16,000 | 78,000 | 17,02 | 82,98 | | |
| B 12 | 32 44 | -400 | 6,000 | 88,000 | 6,38 | 93,62 | C 15 | 75 90 | -630 | 16,000 | 78,000 | 17,02 | 82,98 | | |
| B 10 | 30 57 | -460 | 4,000 | 90,000 | 4,26 | 95,74 | C 17 | 77 94 | -630 | 16,000 | 78,000 | 17,02 | 82,98 | | |
| C 12 | 72 84 | -500 | 2,000 | 92,000 | 2,13 | 97,87 | B 6 | 26 49 | -660 | 2,000 | 92,000 | 2,13 | 97,87 | | |
| A 2 | 2 101 | -800 | 0,000 | 94,000 | 0,00 | 100,00 | A 18 | 38 115 | -690 | 0,000 | 94,000 | 0,00 | 100,00 | | |

52 Tische, 104 Paare. Anzahl der Boards: 32. Durchschnitt: 1504,000. Average+/-/- ergibt mindestens 60 / genau 50 / maximal 40 %.

| 7 | | | | | | 8 | | | | | |
|--|--------|----------|---------------|-------|-------|---|--------|----------|---------------|-------|-------|
| A2 D98642 1084 87 K1095 10 B62 A9652 D843 73 KD7 KB43 B76 AKB5 A953 D10 | | | | | | 7 KB876432 963 3 B109543 --- K1082 D86 AK D105 D54 KB1097 D862 A9 AB7 A542 | | | | | |
|  | | | | | |  | | | | | |
| Tisch | Paar | Ergebnis | Score | % | | Tisch | Paar | Ergebnis | Score | % | |
| A 3 | 3 102 | 140 | 80,391 13,609 | 85,52 | 14,48 | B 10 | 30 56 | 590 | 93,933 0,067 | 99,93 | 0,07 |
| A 8 | 8 22 | 140 | 80,391 13,609 | 85,52 | 14,48 | A 3 | 3 102 | 420 | 87,533 6,467 | 93,12 | 6,88 |
| A 12 | 12 101 | 140 | 80,391 13,609 | 85,52 | 14,48 | A 11 | 11 117 | 420 | 87,533 6,467 | 93,12 | 6,88 |
| A 14 | 14 106 | 140 | 80,391 13,609 | 85,52 | 14,48 | A 13 | 13 103 | 420 | 87,533 6,467 | 93,12 | 6,88 |
| B 1 | 21 55 | 140 | 80,391 13,609 | 85,52 | 14,48 | A 16 | 16 110 | 420 | 87,533 6,467 | 93,12 | 6,88 |
| B 9 | 29 54 | 140 | 80,391 13,609 | 85,52 | 14,48 | B 2 | 111 57 | 420 | 87,533 6,467 | 93,12 | 6,88 |
| B 10 | 30 56 | 140 | 80,391 13,609 | 85,52 | 14,48 | A 9 | 9 113 | 300 | 76,867 17,133 | 81,77 | 18,23 |
| B 13 | 33 45 | 140 | 80,391 13,609 | 85,52 | 14,48 | A 17 | 17 112 | 300 | 76,867 17,133 | 81,77 | 18,23 |
| B 17 | 37 53 | 140 | 80,391 13,609 | 85,52 | 14,48 | C 4 | 64 84 | 300 | 76,867 17,133 | 81,77 | 18,23 |
| C 1 | 61 95 | 140 | 80,391 13,609 | 85,52 | 14,48 | C 8 | 68 92 | 300 | 76,867 17,133 | 81,77 | 18,23 |
| C 7 | 67 90 | 140 | 80,391 13,609 | 85,52 | 14,48 | C 13 | 73 85 | 300 | 76,867 17,133 | 81,77 | 18,23 |
| C 13 | 73 85 | 140 | 80,391 13,609 | 85,52 | 14,48 | B 1 | 21 55 | 140 | 70,467 23,533 | 74,96 | 25,04 |
| C 17 | 77 93 | 140 | 80,391 13,609 | 85,52 | 14,48 | A 14 | 14 106 | 100 | 61,933 32,067 | 65,89 | 34,11 |
| B 2 | 111 57 | 140 | 80,391 13,609 | 85,52 | 14,48 | A 15 | 15 108 | 100 | 61,933 32,067 | 65,89 | 34,11 |
| A 18 | 38 114 | 110 | 62,652 31,348 | 66,65 | 33,35 | B 7 | 27 50 | 100 | 61,933 32,067 | 65,89 | 34,11 |
| C 2 | 62 97 | 110 | 62,652 31,348 | 66,65 | 33,35 | B 9 | 29 54 | 100 | 61,933 32,067 | 65,89 | 34,11 |
| C 4 | 64 84 | 110 | 62,652 31,348 | 66,65 | 33,35 | C 6 | 66 88 | 100 | 61,933 32,067 | 65,89 | 34,11 |
| A 2 | 2 18 | -100 | 47,000 47,000 | 50,00 | 50,00 | C 7 | 67 90 | 100 | 61,933 32,067 | 65,89 | 34,11 |
| A 4 | 4 104 | -100 | 47,000 47,000 | 50,00 | 50,00 | C 9 | 69 94 | 100 | 61,933 32,067 | 65,89 | 34,11 |
| A 15 | 15 108 | -100 | 47,000 47,000 | 50,00 | 50,00 | B 13 | 33 45 | 50 | 53,400 40,600 | 56,81 | 43,19 |
| B 4 | 24 44 | -100 | 47,000 47,000 | 50,00 | 50,00 | A 1 | 1 116 | -50 | 48,067 45,933 | 51,13 | 48,87 |
| B 12 | 32 43 | -100 | 47,000 47,000 | 50,00 | 50,00 | A 8 | 8 22 | -50 | 48,067 45,933 | 51,13 | 48,87 |
| C 3 | 63 82 | -100 | 47,000 47,000 | 50,00 | 50,00 | B 4 | 24 44 | -50 | 48,067 45,933 | 51,13 | 48,87 |
| C 6 | 66 88 | -100 | 47,000 47,000 | 50,00 | 50,00 | C 2 | 62 97 | -50 | 48,067 45,933 | 51,13 | 48,87 |
| C 9 | 69 94 | -100 | 47,000 47,000 | 50,00 | 50,00 | B 3 | 23 42 | -100 | 35,267 58,733 | 37,52 | 62,48 |
| C 12 | 72 83 | -100 | 47,000 47,000 | 50,00 | 50,00 | B 8 | 28 52 | -100 | 35,267 58,733 | 37,52 | 62,48 |
| C 14 | 74 87 | -100 | 47,000 47,000 | 50,00 | 50,00 | B 14 | 34 47 | -100 | 35,267 58,733 | 37,52 | 62,48 |
| C 15 | 75 89 | -100 | 47,000 47,000 | 50,00 | 50,00 | A 18 | 38 114 | -100 | 35,267 58,733 | 37,52 | 62,48 |
| C 16 | 76 91 | -100 | 47,000 47,000 | 50,00 | 50,00 | C 1 | 61 95 | -100 | 35,267 58,733 | 37,52 | 62,48 |
| B 16 | 36 51 | -140 | 31,348 62,652 | 33,35 | 66,65 | C 12 | 72 83 | -100 | 35,267 58,733 | 37,52 | 62,48 |
| C 10 | 70 96 | -140 | 31,348 62,652 | 33,35 | 66,65 | C 14 | 74 87 | -100 | 35,267 58,733 | 37,52 | 62,48 |
| C 11 | 71 81 | -140 | 31,348 62,652 | 33,35 | 66,65 | C 17 | 77 93 | -100 | 35,267 58,733 | 37,52 | 62,48 |
| A 7 | 7 109 | -200 | 16,739 77,261 | 17,81 | 82,19 | C 10 | 70 96 | -140 | 25,667 68,333 | 27,30 | 72,70 |
| A 9 | 9 113 | -200 | 16,739 77,261 | 17,81 | 82,19 | C 3 | 63 82 | -170 | 22,467 71,533 | 23,90 | 76,10 |
| A 11 | 11 117 | -200 | 16,739 77,261 | 17,81 | 82,19 | C 15 | 75 89 | -170 | 22,467 71,533 | 23,90 | 76,10 |
| A 13 | 13 103 | -200 | 16,739 77,261 | 17,81 | 82,19 | B 11 | 31 41 | -200 | 19,267 74,733 | 20,50 | 79,50 |
| A 16 | 16 110 | -200 | 16,739 77,261 | 17,81 | 82,19 | B 12 | 32 43 | -230 | 17,133 76,867 | 18,23 | 81,77 |
| A 17 | 17 112 | -200 | 16,739 77,261 | 17,81 | 82,19 | A 2 | 2 18 | -300 | 11,800 82,200 | 12,55 | 87,45 |
| B 6 | 26 48 | -200 | 16,739 77,261 | 17,81 | 82,19 | A 4 | 4 104 | -300 | 11,800 82,200 | 12,55 | 87,45 |
| B 7 | 27 50 | -200 | 16,739 77,261 | 17,81 | 82,19 | A 7 | 7 109 | -300 | 11,800 82,200 | 12,55 | 87,45 |
| B 8 | 28 52 | -200 | 16,739 77,261 | 17,81 | 82,19 | A 12 | 12 101 | -300 | 11,800 82,200 | 12,55 | 87,45 |
| B 14 | 34 47 | -200 | 16,739 77,261 | 17,81 | 82,19 | A 10 | 10 115 | -590 | 3,267 90,733 | 3,48 | 96,52 |
| C 8 | 68 92 | -200 | 16,739 77,261 | 17,81 | 82,19 | B 6 | 26 48 | -590 | 3,267 90,733 | 3,48 | 96,52 |
| B 11 | 31 41 | -500 | 4,217 89,783 | 4,49 | 95,51 | C 11 | 71 81 | -590 | 3,267 90,733 | 3,48 | 96,52 |
| B 3 | 23 42 | -620 | 2,130 91,870 | 2,27 | 97,73 | C 16 | 76 91 | -590 | 3,267 90,733 | 3,48 | 96,52 |
| B 15 | 35 49 | -790 | 0,043 93,957 | 0,05 | 99,95 | B 16 | 36 51 | A+/-A- | 56,400 37,600 | 60,00 | 40,00 |
| A 1 | 1 116 | A+/-A+ | 63,032 56,400 | 67,06 | 60,00 | B 15 | 35 49 | A=-/A= | 47,000 47,000 | 50,00 | 50,00 |
| A 10 | 10 115 | A+/-A- | 56,400 37,600 | 60,00 | 40,00 | B 17 | 37 53 | A-/A+ | 37,600 56,400 | 40,00 | 60,00 |

52 Tische, 104 Paare. Anzahl der Boards: 32. Durchschnitt: 1504,000. Average+/-/- ergibt mindestens 60 / genau 50 / maximal 40 %.

| 9 | | | | | | | 10 | | | | | | |
|--|--------|----------|---------------|--------|-------|--|--|--------|----------|---------------|-------|-------|--|
| 874 42 AK103 AD98 K95 963 DB42 754 D632 KD7 86 K1063 AB10 AB1085 975 B2 | | | | | | | AB94 10763 92 B63 K10853 A95 KB107 A 6 B4 AD6 KD109874 D72 KD82 8543 52 | | | | | | |
| Tisch | Paar | Ergebnis | Score | | % | | Tisch | Paar | Ergebnis | Score | | % | |
| C 12 | 72 82 | 1100 | 94,000 0,000 | 100,00 | 0,00 | | A 9 | 9 112 | 300 | 92,000 2,000 | 97,87 | 2,13 | |
| A 1 | 1 115 | 460 | 89,000 5,000 | 94,68 | 5,32 | | B 4 | 24 43 | 300 | 92,000 2,000 | 97,87 | 2,13 | |
| B 9 | 29 53 | 460 | 89,000 5,000 | 94,68 | 5,32 | | C 4 | 64 83 | 300 | 92,000 2,000 | 97,87 | 2,13 | |
| C 11 | 71 97 | 460 | 89,000 5,000 | 94,68 | 5,32 | | A 3 | 3 101 | 200 | 87,000 7,000 | 92,55 | 7,45 | |
| C 15 | 75 88 | 460 | 89,000 5,000 | 94,68 | 5,32 | | C 15 | 75 88 | 200 | 87,000 7,000 | 92,55 | 7,45 | |
| A 11 | 11 116 | 430 | 79,000 15,000 | 84,04 | 15,96 | | C 1 | 61 94 | 100 | 83,000 11,000 | 88,30 | 11,70 | |
| A 12 | 12 18 | 430 | 79,000 15,000 | 84,04 | 15,96 | | C 12 | 72 82 | 100 | 83,000 11,000 | 88,30 | 11,70 | |
| A 14 | 14 104 | 430 | 79,000 15,000 | 84,04 | 15,96 | | A 14 | 14 104 | -620 | 77,000 17,000 | 81,91 | 18,09 | |
| B 7 | 27 49 | 430 | 79,000 15,000 | 84,04 | 15,96 | | C 5 | 65 85 | -620 | 77,000 17,000 | 81,91 | 18,09 | |
| B 17 | 37 52 | 430 | 79,000 15,000 | 84,04 | 15,96 | | C 16 | 76 90 | -620 | 77,000 17,000 | 81,91 | 18,09 | |
| B 2 | 111 56 | 430 | 79,000 15,000 | 84,04 | 15,96 | | C 17 | 77 92 | -620 | 77,000 17,000 | 81,91 | 18,09 | |
| A 4 | 4 103 | 420 | 72,000 22,000 | 76,60 | 23,40 | | A 1 | 1 115 | -690 | 50,000 44,000 | 53,19 | 46,81 | |
| A 5 | 5 105 | 400 | 68,000 26,000 | 72,34 | 27,66 | | A 2 | 2 117 | -690 | 50,000 44,000 | 53,19 | 46,81 | |
| C 5 | 65 85 | 400 | 68,000 26,000 | 72,34 | 27,66 | | A 4 | 4 103 | -690 | 50,000 44,000 | 53,19 | 46,81 | |
| C 16 | 76 90 | 400 | 68,000 26,000 | 72,34 | 27,66 | | A 5 | 5 105 | -690 | 50,000 44,000 | 53,19 | 46,81 | |
| A 13 | 13 102 | 240 | 64,000 30,000 | 68,09 | 31,91 | | A 8 | 8 110 | -690 | 50,000 44,000 | 53,19 | 46,81 | |
| A 2 | 2 117 | 210 | 60,000 34,000 | 63,83 | 36,17 | | A 10 | 10 114 | -690 | 50,000 44,000 | 53,19 | 46,81 | |
| B 13 | 33 44 | 210 | 60,000 34,000 | 63,83 | 36,17 | | A 15 | 15 107 | -690 | 50,000 44,000 | 53,19 | 46,81 | |
| B 16 | 36 50 | 210 | 60,000 34,000 | 63,83 | 36,17 | | A 16 | 16 109 | -690 | 50,000 44,000 | 53,19 | 46,81 | |
| A 10 | 10 114 | 200 | 56,000 38,000 | 59,57 | 40,43 | | A 17 | 17 22 | -690 | 50,000 44,000 | 53,19 | 46,81 | |
| A 3 | 3 101 | 180 | 48,000 46,000 | 51,06 | 48,94 | | B 1 | 21 54 | -690 | 50,000 44,000 | 53,19 | 46,81 | |
| A 16 | 16 109 | 180 | 48,000 46,000 | 51,06 | 48,94 | | B 5 | 25 45 | -690 | 50,000 44,000 | 53,19 | 46,81 | |
| B 1 | 21 54 | 180 | 48,000 46,000 | 51,06 | 48,94 | | B 7 | 27 49 | -690 | 50,000 44,000 | 53,19 | 46,81 | |
| B 8 | 28 51 | 180 | 48,000 46,000 | 51,06 | 48,94 | | B 8 | 28 51 | -690 | 50,000 44,000 | 53,19 | 46,81 | |
| B 11 | 31 57 | 180 | 48,000 46,000 | 51,06 | 48,94 | | B 10 | 30 55 | -690 | 50,000 44,000 | 53,19 | 46,81 | |
| C 4 | 64 83 | 180 | 48,000 46,000 | 51,06 | 48,94 | | B 15 | 35 48 | -690 | 50,000 44,000 | 53,19 | 46,81 | |
| C 10 | 70 95 | 180 | 48,000 46,000 | 51,06 | 48,94 | | B 16 | 36 50 | -690 | 50,000 44,000 | 53,19 | 46,81 | |
| A 8 | 8 110 | 170 | 36,000 58,000 | 38,30 | 61,70 | | A 18 | 38 113 | -690 | 50,000 44,000 | 53,19 | 46,81 | |
| A 9 | 9 112 | 170 | 36,000 58,000 | 38,30 | 61,70 | | C 2 | 62 96 | -690 | 50,000 44,000 | 53,19 | 46,81 | |
| C 1 | 61 94 | 170 | 36,000 58,000 | 38,30 | 61,70 | | C 8 | 68 91 | -690 | 50,000 44,000 | 53,19 | 46,81 | |
| C 2 | 62 96 | 170 | 36,000 58,000 | 38,30 | 61,70 | | C 9 | 69 93 | -690 | 50,000 44,000 | 53,19 | 46,81 | |
| C 3 | 63 81 | 170 | 36,000 58,000 | 38,30 | 61,70 | | C 10 | 70 95 | -690 | 50,000 44,000 | 53,19 | 46,81 | |
| B 5 | 25 45 | 150 | 29,000 65,000 | 30,85 | 69,15 | | C 11 | 71 97 | -690 | 50,000 44,000 | 53,19 | 46,81 | |
| B 15 | 35 48 | 150 | 29,000 65,000 | 30,85 | 69,15 | | C 13 | 73 84 | -690 | 50,000 44,000 | 53,19 | 46,81 | |
| B 14 | 34 46 | 140 | 24,000 70,000 | 25,53 | 74,47 | | A 12 | 12 18 | -720 | 19,000 75,000 | 20,21 | 79,79 | |
| C 14 | 74 86 | 140 | 24,000 70,000 | 25,53 | 74,47 | | A 13 | 13 102 | -720 | 19,000 75,000 | 20,21 | 79,79 | |
| C 17 | 77 92 | 140 | 24,000 70,000 | 25,53 | 74,47 | | B 9 | 29 53 | -720 | 19,000 75,000 | 20,21 | 79,79 | |
| C 8 | 68 91 | 130 | 20,000 74,000 | 21,28 | 78,72 | | B 11 | 31 57 | -720 | 19,000 75,000 | 20,21 | 79,79 | |
| B 3 | 23 41 | 120 | 17,000 77,000 | 18,09 | 81,91 | | B 14 | 34 46 | -720 | 19,000 75,000 | 20,21 | 79,79 | |
| B 4 | 24 43 | 120 | 17,000 77,000 | 18,09 | 81,91 | | C 3 | 63 81 | -720 | 19,000 75,000 | 20,21 | 79,79 | |
| A 17 | 17 22 | 110 | 13,000 81,000 | 13,83 | 86,17 | | C 7 | 67 89 | -720 | 19,000 75,000 | 20,21 | 79,79 | |
| A 18 | 38 113 | 110 | 13,000 81,000 | 13,83 | 86,17 | | C 14 | 74 86 | -720 | 19,000 75,000 | 20,21 | 79,79 | |
| A 15 | 15 107 | 90 | 9,000 85,000 | 9,57 | 90,43 | | B 3 | 23 41 | -1370 | 7,000 87,000 | 7,45 | 92,55 | |
| C 7 | 67 89 | 90 | 9,000 85,000 | 9,57 | 90,43 | | B 12 | 32 42 | -1370 | 7,000 87,000 | 7,45 | 92,55 | |
| C 13 | 73 84 | -50 | 6,000 88,000 | 6,38 | 93,62 | | B 17 | 37 52 | -1370 | 7,000 87,000 | 7,45 | 92,55 | |
| B 10 | 30 55 | -100 | 2,000 92,000 | 2,13 | 97,87 | | B 2 | 111 56 | -1370 | 7,000 87,000 | 7,45 | 92,55 | |
| B 12 | 32 42 | -100 | 2,000 92,000 | 2,13 | 97,87 | | A 11 | 11 116 | -1440 | 1,000 93,000 | 1,06 | 98,94 | |
| C 9 | 69 93 | -100 | 2,000 92,000 | 2,13 | 97,87 | | B 13 | 33 44 | -1440 | 1,000 93,000 | 1,06 | 98,94 | |

52 Tische, 104 Paare. Anzahl der Boards: 32. Durchschnitt: 1504,000. Average+/-/- ergibt mindestens 60 / genau 50 / maximal 40 %.

| 13 | | | | | 14 | | | | |
|-------|--------|----------|---------------|-------------|--------|--------|----------|---------------|-------------|
| AB10 | | | | | AKB73 | | | | |
| K92 | | | | | B86532 | | | | |
| D103 | | | | | K | | | | |
| K1072 | | | | | K | | | | |
| 93 | | K842 | | | 9 | | 10542 | | |
| DB10 | | A754 | | | 109 | | K4 | | |
| AKB72 | | 64 | | | 10982 | | B7543 | | |
| D86 | | A95 | | | AB9873 | | D6 | | |
| | D765 | | | | | D86 | | | |
| | 863 | | | | | AD7 | | | |
| | 985 | | | | | AD6 | | | |
| | B43 | | | | | 10542 | | | |
| Tisch | Paar | Ergebnis | Score | % | Tisch | Paar | Ergebnis | Score | % |
| C 12 | 72 97 | 100 | 94,000 0,000 | 100,00 0,00 | B 10 | 30 53 | 1010 | 92,000 2,000 | 97,87 2,13 |
| A 3 | 3 117 | -100 | 91,000 3,000 | 96,81 3,19 | C 6 | 66 85 | 1010 | 92,000 2,000 | 97,87 2,13 |
| A 16 | 16 106 | -100 | 91,000 3,000 | 96,81 3,19 | C 14 | 74 84 | 1010 | 92,000 2,000 | 97,87 2,13 |
| C 11 | 71 95 | -110 | 88,000 6,000 | 93,62 6,38 | A 5 | 5 103 | 980 | 85,000 9,000 | 90,43 9,57 |
| A 13 | 13 18 | -120 | 84,000 10,000 | 89,36 10,64 | A 17 | 17 109 | 980 | 85,000 9,000 | 90,43 9,57 |
| B 13 | 33 42 | -120 | 84,000 10,000 | 89,36 10,64 | A 18 | 38 22 | 980 | 85,000 9,000 | 90,43 9,57 |
| C 13 | 73 82 | -120 | 84,000 10,000 | 89,36 10,64 | C 12 | 72 97 | 980 | 85,000 9,000 | 90,43 9,57 |
| A 1 | 1 113 | -130 | 74,000 20,000 | 78,72 21,28 | B 15 | 35 46 | 520 | 80,000 14,000 | 85,11 14,89 |
| A 14 | 14 102 | -130 | 74,000 20,000 | 78,72 21,28 | A 2 | 2 115 | 510 | 56,000 38,000 | 59,57 40,43 |
| B 11 | 31 55 | -130 | 74,000 20,000 | 78,72 21,28 | A 3 | 3 117 | 510 | 56,000 38,000 | 59,57 40,43 |
| B 14 | 34 44 | -130 | 74,000 20,000 | 78,72 21,28 | A 4 | 4 101 | 510 | 56,000 38,000 | 59,57 40,43 |
| B 16 | 36 48 | -130 | 74,000 20,000 | 78,72 21,28 | A 7 | 7 107 | 510 | 56,000 38,000 | 59,57 40,43 |
| C 9 | 69 91 | -130 | 74,000 20,000 | 78,72 21,28 | A 11 | 11 114 | 510 | 56,000 38,000 | 59,57 40,43 |
| C 16 | 76 88 | -130 | 74,000 20,000 | 78,72 21,28 | A 12 | 12 116 | 510 | 56,000 38,000 | 59,57 40,43 |
| A 7 | 7 107 | -140 | 63,000 31,000 | 67,02 32,98 | A 14 | 14 102 | 510 | 56,000 38,000 | 59,57 40,43 |
| B 9 | 29 51 | -140 | 63,000 31,000 | 67,02 32,98 | A 15 | 15 104 | 510 | 56,000 38,000 | 59,57 40,43 |
| B 17 | 37 50 | -140 | 63,000 31,000 | 67,02 32,98 | A 16 | 16 106 | 510 | 56,000 38,000 | 59,57 40,43 |
| B 2 | 111 54 | -140 | 63,000 31,000 | 67,02 32,98 | B 5 | 25 43 | 510 | 56,000 38,000 | 59,57 40,43 |
| B 12 | 32 57 | -150 | 56,000 38,000 | 59,57 40,43 | B 9 | 29 51 | 510 | 56,000 38,000 | 59,57 40,43 |
| C 3 | 63 96 | -150 | 56,000 38,000 | 59,57 40,43 | B 11 | 31 55 | 510 | 56,000 38,000 | 59,57 40,43 |
| C 17 | 77 90 | -150 | 56,000 38,000 | 59,57 40,43 | B 12 | 32 57 | 510 | 56,000 38,000 | 59,57 40,43 |
| A 18 | 38 22 | -170 | 52,000 42,000 | 55,32 44,68 | B 14 | 34 44 | 510 | 56,000 38,000 | 59,57 40,43 |
| B 1 | 21 52 | -180 | 49,000 45,000 | 52,13 47,87 | B 17 | 37 50 | 510 | 56,000 38,000 | 59,57 40,43 |
| C 1 | 61 92 | -180 | 49,000 45,000 | 52,13 47,87 | C 5 | 65 83 | 510 | 56,000 38,000 | 59,57 40,43 |
| A 15 | 15 104 | -200 | 45,000 49,000 | 47,87 52,13 | C 7 | 67 87 | 510 | 56,000 38,000 | 59,57 40,43 |
| C 7 | 67 87 | -200 | 45,000 49,000 | 47,87 52,13 | C 10 | 70 93 | 510 | 56,000 38,000 | 59,57 40,43 |
| B 3 | 23 56 | -210 | 42,000 52,000 | 44,68 55,32 | C 11 | 71 95 | 510 | 56,000 38,000 | 59,57 40,43 |
| A 10 | 10 112 | -300 | 39,000 55,000 | 41,49 58,51 | C 13 | 73 82 | 510 | 56,000 38,000 | 59,57 40,43 |
| B 4 | 24 41 | -300 | 39,000 55,000 | 41,49 58,51 | C 15 | 75 86 | 510 | 56,000 38,000 | 59,57 40,43 |
| B 7 | 27 47 | -400 | 35,000 59,000 | 37,23 62,77 | C 16 | 76 88 | 510 | 56,000 38,000 | 59,57 40,43 |
| C 15 | 75 86 | -400 | 35,000 59,000 | 37,23 62,77 | C 17 | 77 90 | 510 | 56,000 38,000 | 59,57 40,43 |
| A 5 | 5 103 | -600 | 26,000 68,000 | 27,66 72,34 | B 1 | 21 52 | 500 | 32,000 62,000 | 34,04 65,96 |
| A 11 | 11 114 | -600 | 26,000 68,000 | 27,66 72,34 | A 1 | 1 113 | 480 | 22,000 72,000 | 23,40 76,60 |
| B 5 | 25 43 | -600 | 26,000 68,000 | 27,66 72,34 | A 13 | 13 18 | 480 | 22,000 72,000 | 23,40 76,60 |
| B 10 | 30 53 | -600 | 26,000 68,000 | 27,66 72,34 | B 3 | 23 56 | 480 | 22,000 72,000 | 23,40 76,60 |
| C 2 | 62 94 | -600 | 26,000 68,000 | 27,66 72,34 | B 13 | 33 42 | 480 | 22,000 72,000 | 23,40 76,60 |
| C 5 | 65 83 | -600 | 26,000 68,000 | 27,66 72,34 | B 16 | 36 48 | 480 | 22,000 72,000 | 23,40 76,60 |
| C 6 | 66 85 | -600 | 26,000 68,000 | 27,66 72,34 | C 2 | 62 94 | 480 | 22,000 72,000 | 23,40 76,60 |
| A 4 | 4 101 | -630 | 15,000 79,000 | 15,96 84,04 | C 3 | 63 96 | 480 | 22,000 72,000 | 23,40 76,60 |
| A 12 | 12 116 | -630 | 15,000 79,000 | 15,96 84,04 | C 4 | 64 81 | 480 | 22,000 72,000 | 23,40 76,60 |
| C 4 | 64 81 | -630 | 15,000 79,000 | 15,96 84,04 | B 2 | 111 54 | 480 | 22,000 72,000 | 23,40 76,60 |
| C 14 | 74 84 | -630 | 15,000 79,000 | 15,96 84,04 | B 7 | 27 47 | 460 | 12,000 82,000 | 12,77 87,23 |
| A 6 | 6 105 | -660 | 9,000 85,000 | 9,57 90,43 | A 6 | 6 105 | 450 | 8,000 86,000 | 8,51 91,49 |
| B 15 | 35 46 | -660 | 9,000 85,000 | 9,57 90,43 | C 1 | 61 92 | 450 | 8,000 86,000 | 8,51 91,49 |
| A 2 | 2 115 | -1100 | 3,000 91,000 | 3,19 96,81 | C 9 | 69 91 | 450 | 8,000 86,000 | 8,51 91,49 |
| A 17 | 17 109 | -1100 | 3,000 91,000 | 3,19 96,81 | B 4 | 24 41 | 430 | 4,000 90,000 | 4,26 95,74 |
| B 6 | 26 45 | -1100 | 3,000 91,000 | 3,19 96,81 | A 10 | 10 112 | 230 | 1,000 93,000 | 1,06 98,94 |
| C 10 | 70 93 | -1100 | 3,000 91,000 | 3,19 96,81 | B 6 | 26 45 | 230 | 1,000 93,000 | 1,06 98,94 |



52 Tische, 104 Paare. Anzahl der Boards: 32. Durchschnitt: 1504,000. Average+/-/- ergibt mindestens 60 / genau 50 / maximal 40 %.

| 15 | | | | | | | 16 | | | | | | |
|---------------------------|--------|----------|---------------|------------------------------|--------|-------|-------------------------------|----------|---------------|--------|----------------------------|--|--|
| K5 8432 D62 KB97 | | | | A1092 | | | KD10984 982 A973 --- | | | | AB76 | | |
| AB7 K83 A53 | | | | D8 1096 AB10754 108 | | | 53 AK10 82 AKD964 | | | | 53 AK10 82 AKD964 | | |
| B7643 KD5 9 D642 | | | | | | | 2 DB764 KB106 B105 | | | | | | |
| Tisch | Paar | Ergebnis | Score | % | | Tisch | Paar | Ergebnis | Score | % | | | |
| C 1 | 61 91 | 150 | 93,000 1,000 | 98,94 | 1,06 | C 4 | 64 97 | 110 | 94,000 0,000 | 100,00 | 0,00 | | |
| C 6 | 66 84 | 150 | 93,000 1,000 | 98,94 | 1,06 | A 2 | 2 114 | 100 | 88,000 6,000 | 93,62 | 6,38 | | |
| A 7 | 7 106 | 100 | 87,000 7,000 | 92,55 | 7,45 | A 8 | 8 108 | 100 | 88,000 6,000 | 93,62 | 6,38 | | |
| B 5 | 25 42 | 100 | 87,000 7,000 | 92,55 | 7,45 | A 14 | 14 101 | 100 | 88,000 6,000 | 93,62 | 6,38 | | |
| B 11 | 31 54 | 100 | 87,000 7,000 | 92,55 | 7,45 | B 17 | 37 49 | 100 | 88,000 6,000 | 93,62 | 6,38 | | |
| C 14 | 74 83 | 100 | 87,000 7,000 | 92,55 | 7,45 | C 10 | 70 92 | 100 | 88,000 6,000 | 93,62 | 6,38 | | |
| B 8 | 28 48 | 50 | 80,000 14,000 | 85,11 | 14,89 | A 5 | 5 102 | -50 | 78,000 16,000 | 82,98 | 17,02 | | |
| C 11 | 71 94 | 50 | 80,000 14,000 | 85,11 | 14,89 | A 7 | 7 106 | -50 | 78,000 16,000 | 82,98 | 17,02 | | |
| B 2 | 111 53 | 50 | 80,000 14,000 | 85,11 | 14,89 | B 5 | 25 42 | -50 | 78,000 16,000 | 82,98 | 17,02 | | |
| A 5 | 5 102 | -90 | 75,000 19,000 | 79,79 | 20,21 | C 1 | 61 91 | -50 | 78,000 16,000 | 82,98 | 17,02 | | |
| A 14 | 14 101 | -90 | 75,000 19,000 | 79,79 | 20,21 | C 7 | 67 86 | -50 | 78,000 16,000 | 82,98 | 17,02 | | |
| A 1 | 1 112 | -110 | 66,000 28,000 | 70,21 | 29,79 | A 15 | 15 103 | -100 | 72,000 22,000 | 76,60 | 23,40 | | |
| B 3 | 23 55 | -110 | 66,000 28,000 | 70,21 | 29,79 | A 4 | 4 18 | -130 | 58,000 36,000 | 61,70 | 38,30 | | |
| A 18 | 38 110 | -110 | 66,000 28,000 | 70,21 | 29,79 | A 11 | 11 113 | -130 | 58,000 36,000 | 61,70 | 38,30 | | |
| C 4 | 64 97 | -110 | 66,000 28,000 | 70,21 | 29,79 | A 12 | 12 115 | -130 | 58,000 36,000 | 61,70 | 38,30 | | |
| C 5 | 65 82 | -110 | 66,000 28,000 | 70,21 | 29,79 | A 13 | 13 117 | -130 | 58,000 36,000 | 61,70 | 38,30 | | |
| C 13 | 73 81 | -110 | 66,000 28,000 | 70,21 | 29,79 | B 1 | 21 51 | -130 | 58,000 36,000 | 61,70 | 38,30 | | |
| C 15 | 75 85 | -110 | 66,000 28,000 | 70,21 | 29,79 | B 3 | 23 55 | -130 | 58,000 36,000 | 61,70 | 38,30 | | |
| A 3 | 3 116 | -130 | 53,000 41,000 | 56,38 | 43,62 | B 11 | 31 54 | -130 | 58,000 36,000 | 61,70 | 38,30 | | |
| A 8 | 8 108 | -130 | 53,000 41,000 | 56,38 | 43,62 | B 14 | 34 43 | -130 | 58,000 36,000 | 61,70 | 38,30 | | |
| B 6 | 26 44 | -130 | 53,000 41,000 | 56,38 | 43,62 | B 16 | 36 47 | -130 | 58,000 36,000 | 61,70 | 38,30 | | |
| C 3 | 63 95 | -130 | 53,000 41,000 | 56,38 | 43,62 | C 3 | 63 95 | -130 | 58,000 36,000 | 61,70 | 38,30 | | |
| C 7 | 67 86 | -130 | 53,000 41,000 | 56,38 | 43,62 | C 5 | 65 82 | -130 | 58,000 36,000 | 61,70 | 38,30 | | |
| C 8 | 68 88 | -130 | 53,000 41,000 | 56,38 | 43,62 | C 6 | 66 84 | -130 | 58,000 36,000 | 61,70 | 38,30 | | |
| A 2 | 2 114 | -150 | 44,000 50,000 | 46,81 | 53,19 | C 16 | 76 87 | -130 | 58,000 36,000 | 61,70 | 38,30 | | |
| A 17 | 17 107 | -150 | 44,000 50,000 | 46,81 | 53,19 | B 7 | 27 46 | -150 | 42,000 52,000 | 44,68 | 55,32 | | |
| B 17 | 37 49 | -150 | 44,000 50,000 | 46,81 | 53,19 | C 2 | 62 93 | -150 | 42,000 52,000 | 44,68 | 55,32 | | |
| A 11 | 11 113 | -180 | 36,000 58,000 | 38,30 | 61,70 | C 14 | 74 83 | -150 | 42,000 52,000 | 44,68 | 55,32 | | |
| A 15 | 15 103 | -180 | 36,000 58,000 | 38,30 | 61,70 | A 6 | 6 104 | -300 | 37,000 57,000 | 39,36 | 60,64 | | |
| B 7 | 27 46 | -180 | 36,000 58,000 | 38,30 | 61,70 | B 8 | 28 48 | -300 | 37,000 57,000 | 39,36 | 60,64 | | |
| C 2 | 62 93 | -180 | 36,000 58,000 | 38,30 | 61,70 | A 16 | 16 105 | -500 | 30,000 64,000 | 31,91 | 68,09 | | |
| C 16 | 76 87 | -180 | 36,000 58,000 | 38,30 | 61,70 | B 6 | 26 44 | -500 | 30,000 64,000 | 31,91 | 68,09 | | |
| B 4 | 24 57 | -400 | 27,000 67,000 | 28,72 | 71,28 | B 10 | 30 52 | -500 | 30,000 64,000 | 31,91 | 68,09 | | |
| B 14 | 34 43 | -400 | 27,000 67,000 | 28,72 | 71,28 | B 12 | 32 56 | -500 | 30,000 64,000 | 31,91 | 68,09 | | |
| B 16 | 36 47 | -400 | 27,000 67,000 | 28,72 | 71,28 | C 8 | 68 88 | -500 | 30,000 64,000 | 31,91 | 68,09 | | |
| C 10 | 70 92 | -400 | 27,000 67,000 | 28,72 | 71,28 | A 1 | 1 112 | -600 | 18,000 76,000 | 19,15 | 80,85 | | |
| A 4 | 4 18 | -430 | 16,000 78,000 | 17,02 | 82,98 | A 3 | 3 116 | -600 | 18,000 76,000 | 19,15 | 80,85 | | |
| A 6 | 6 104 | -430 | 16,000 78,000 | 17,02 | 82,98 | B 4 | 24 57 | -600 | 18,000 76,000 | 19,15 | 80,85 | | |
| A 12 | 12 115 | -430 | 16,000 78,000 | 17,02 | 82,98 | B 13 | 33 41 | -600 | 18,000 76,000 | 19,15 | 80,85 | | |
| A 13 | 13 117 | -430 | 16,000 78,000 | 17,02 | 82,98 | C 15 | 75 85 | -600 | 18,000 76,000 | 19,15 | 80,85 | | |
| A 16 | 16 105 | -430 | 16,000 78,000 | 17,02 | 82,98 | C 17 | 77 89 | -600 | 18,000 76,000 | 19,15 | 80,85 | | |
| B 1 | 21 51 | -430 | 16,000 78,000 | 17,02 | 82,98 | B 2 | 111 53 | -600 | 18,000 76,000 | 19,15 | 80,85 | | |
| B 10 | 30 52 | -430 | 16,000 78,000 | 17,02 | 82,98 | A 17 | 17 107 | -630 | 7,000 87,000 | 7,45 | 92,55 | | |
| B 12 | 32 56 | -460 | 5,000 89,000 | 5,32 | 94,68 | B 15 | 35 45 | -630 | 7,000 87,000 | 7,45 | 92,55 | | |
| B 15 | 35 45 | -460 | 5,000 89,000 | 5,32 | 94,68 | C 12 | 72 96 | -630 | 7,000 87,000 | 7,45 | 92,55 | | |
| C 12 | 72 96 | -460 | 5,000 89,000 | 5,32 | 94,68 | C 13 | 73 81 | -630 | 7,000 87,000 | 7,45 | 92,55 | | |
| C 17 | 77 89 | -460 | 5,000 89,000 | 5,32 | 94,68 | A 18 | 38 110 | -750 | 1,000 93,000 | 1,06 | 98,94 | | |
| B 13 | 33 41 | -490 | 0,000 94,000 | 0,00 | 100,00 | C 11 | 71 94 | -750 | 1,000 93,000 | 1,06 | 98,94 | | |



52 Tische, 104 Paare. Anzahl der Boards: 32. Durchschnitt: 1504,000. Average+/-/- ergibt mindestens 60 / genau 50 / maximal 40 %.

| 17 | | | | | | | | 18 | | | | | | | |
|-------|--------|----------|---------------|--------|---------|-------|--------|----------|---------------|--------|--------|----|--------|----|-----|
| AK72 | K5 | 1063 | 10732 | | | | | K76 | 1054 | D106 | K542 | | | | |
| 109 | 84 | K9872 | B954 | D853 | ADB1062 | D | K8 | A5 | K9 | AK753 | D1076 | D3 | AD7632 | 92 | A93 |
| B64 | 973 | AB54 | AD6 | | | | | B109842 | B8 | B84 | B8 | | | | |
| Tisch | Paar | Ergebnis | Score | % | | Tisch | Paar | Ergebnis | Score | % | | | | | |
| C 3 | 63 94 | 150 | 94,000 0,000 | 100,00 | 0,00 | B 4 | 24 56 | 100 | 94,000 0,000 | 100,00 | 0,00 | | | | |
| A 1 | 1 22 | -140 | 92,000 2,000 | 97,87 | 2,13 | B 17 | 37 48 | 50 | 89,000 5,000 | 94,68 | 5,32 | | | | |
| B 13 | 33 57 | -170 | 88,000 6,000 | 93,62 | 6,38 | C 4 | 64 96 | 50 | 89,000 5,000 | 94,68 | 5,32 | | | | |
| C 2 | 62 92 | -170 | 88,000 6,000 | 93,62 | 6,38 | C 7 | 67 85 | 50 | 89,000 5,000 | 94,68 | 5,32 | | | | |
| C 16 | 76 86 | -170 | 88,000 6,000 | 93,62 | 6,38 | C 14 | 74 82 | 50 | 89,000 5,000 | 94,68 | 5,32 | | | | |
| A 5 | 5 101 | -200 | 80,000 14,000 | 85,11 | 14,89 | B 11 | 31 53 | -110 | 84,000 10,000 | 89,36 | 10,64 | | | | |
| B 3 | 23 54 | -200 | 80,000 14,000 | 85,11 | 14,89 | A 1 | 1 22 | -140 | 71,000 23,000 | 75,53 | 24,47 | | | | |
| B 15 | 35 44 | -200 | 80,000 14,000 | 85,11 | 14,89 | A 5 | 5 101 | -140 | 71,000 23,000 | 75,53 | 24,47 | | | | |
| C 9 | 69 89 | -200 | 80,000 14,000 | 85,11 | 14,89 | A 7 | 7 105 | -140 | 71,000 23,000 | 75,53 | 24,47 | | | | |
| C 11 | 71 93 | -200 | 80,000 14,000 | 85,11 | 14,89 | A 12 | 12 114 | -140 | 71,000 23,000 | 75,53 | 24,47 | | | | |
| C 4 | 64 96 | -230 | 74,000 20,000 | 78,72 | 21,28 | A 15 | 15 102 | -140 | 71,000 23,000 | 75,53 | 24,47 | | | | |
| A 3 | 3 115 | -300 | 72,000 22,000 | 76,60 | 23,40 | B 3 | 23 54 | -140 | 71,000 23,000 | 75,53 | 24,47 | | | | |
| A 4 | 4 117 | -420 | 57,000 37,000 | 60,64 | 39,36 | B 8 | 28 47 | -140 | 71,000 23,000 | 75,53 | 24,47 | | | | |
| A 12 | 12 114 | -420 | 57,000 37,000 | 60,64 | 39,36 | B 14 | 34 42 | -140 | 71,000 23,000 | 75,53 | 24,47 | | | | |
| A 14 | 14 18 | -420 | 57,000 37,000 | 60,64 | 39,36 | B 15 | 35 44 | -140 | 71,000 23,000 | 75,53 | 24,47 | | | | |
| A 15 | 15 102 | -420 | 57,000 37,000 | 60,64 | 39,36 | C 1 | 61 90 | -140 | 71,000 23,000 | 75,53 | 24,47 | | | | |
| A 16 | 16 104 | -420 | 57,000 37,000 | 60,64 | 39,36 | C 13 | 73 97 | -140 | 71,000 23,000 | 75,53 | 24,47 | | | | |
| A 17 | 17 106 | -420 | 57,000 37,000 | 60,64 | 39,36 | C 17 | 77 88 | -140 | 71,000 23,000 | 75,53 | 24,47 | | | | |
| B 16 | 36 46 | -420 | 57,000 37,000 | 60,64 | 39,36 | A 4 | 4 117 | -170 | 44,000 50,000 | 46,81 | 53,19 | | | | |
| B 17 | 37 48 | -420 | 57,000 37,000 | 60,64 | 39,36 | A 6 | 6 103 | -170 | 44,000 50,000 | 46,81 | 53,19 | | | | |
| C 5 | 65 81 | -420 | 57,000 37,000 | 60,64 | 39,36 | A 14 | 14 18 | -170 | 44,000 50,000 | 46,81 | 53,19 | | | | |
| C 7 | 67 85 | -420 | 57,000 37,000 | 60,64 | 39,36 | A 16 | 16 104 | -170 | 44,000 50,000 | 46,81 | 53,19 | | | | |
| C 12 | 72 95 | -420 | 57,000 37,000 | 60,64 | 39,36 | A 17 | 17 106 | -170 | 44,000 50,000 | 46,81 | 53,19 | | | | |
| C 13 | 73 97 | -420 | 57,000 37,000 | 60,64 | 39,36 | B 5 | 25 41 | -170 | 44,000 50,000 | 46,81 | 53,19 | | | | |
| C 14 | 74 82 | -420 | 57,000 37,000 | 60,64 | 39,36 | B 6 | 26 43 | -170 | 44,000 50,000 | 46,81 | 53,19 | | | | |
| C 15 | 75 84 | -420 | 57,000 37,000 | 60,64 | 39,36 | B 13 | 33 57 | -170 | 44,000 50,000 | 46,81 | 53,19 | | | | |
| A 2 | 2 113 | -450 | 27,000 67,000 | 28,72 | 71,28 | A 18 | 38 108 | -170 | 44,000 50,000 | 46,81 | 53,19 | | | | |
| A 6 | 6 103 | -450 | 27,000 67,000 | 28,72 | 71,28 | C 2 | 62 92 | -170 | 44,000 50,000 | 46,81 | 53,19 | | | | |
| A 7 | 7 105 | -450 | 27,000 67,000 | 28,72 | 71,28 | C 5 | 65 81 | -170 | 44,000 50,000 | 46,81 | 53,19 | | | | |
| A 8 | 8 107 | -450 | 27,000 67,000 | 28,72 | 71,28 | C 8 | 68 87 | -170 | 44,000 50,000 | 46,81 | 53,19 | | | | |
| A 13 | 13 116 | -450 | 27,000 67,000 | 28,72 | 71,28 | C 9 | 69 89 | -170 | 44,000 50,000 | 46,81 | 53,19 | | | | |
| B 1 | 21 50 | -450 | 27,000 67,000 | 28,72 | 71,28 | C 16 | 76 86 | -170 | 44,000 50,000 | 46,81 | 53,19 | | | | |
| B 4 | 24 56 | -450 | 27,000 67,000 | 28,72 | 71,28 | B 2 | 111 52 | -170 | 44,000 50,000 | 46,81 | 53,19 | | | | |
| B 5 | 25 41 | -450 | 27,000 67,000 | 28,72 | 71,28 | A 9 | 9 109 | -200 | 23,000 71,000 | 24,47 | 75,53 | | | | |
| B 6 | 26 43 | -450 | 27,000 67,000 | 28,72 | 71,28 | A 13 | 13 116 | -200 | 23,000 71,000 | 24,47 | 75,53 | | | | |
| B 8 | 28 47 | -450 | 27,000 67,000 | 28,72 | 71,28 | B 1 | 21 50 | -200 | 23,000 71,000 | 24,47 | 75,53 | | | | |
| B 14 | 34 42 | -450 | 27,000 67,000 | 28,72 | 71,28 | B 7 | 27 45 | -200 | 23,000 71,000 | 24,47 | 75,53 | | | | |
| C 1 | 61 90 | -450 | 27,000 67,000 | 28,72 | 71,28 | C 3 | 63 94 | -200 | 23,000 71,000 | 24,47 | 75,53 | | | | |
| C 6 | 66 83 | -450 | 27,000 67,000 | 28,72 | 71,28 | C 12 | 72 95 | -200 | 23,000 71,000 | 24,47 | 75,53 | | | | |
| C 8 | 68 87 | -450 | 27,000 67,000 | 28,72 | 71,28 | A 8 | 8 107 | -300 | 13,000 81,000 | 13,83 | 86,17 | | | | |
| C 17 | 77 88 | -450 | 27,000 67,000 | 28,72 | 71,28 | B 12 | 32 55 | -300 | 13,000 81,000 | 13,83 | 86,17 | | | | |
| B 2 | 111 52 | -450 | 27,000 67,000 | 28,72 | 71,28 | B 16 | 36 46 | -300 | 13,000 81,000 | 13,83 | 86,17 | | | | |
| A 9 | 9 109 | -480 | 5,000 89,000 | 5,32 | 94,68 | C 6 | 66 83 | -300 | 13,000 81,000 | 13,83 | 86,17 | | | | |
| B 7 | 27 45 | -480 | 5,000 89,000 | 5,32 | 94,68 | C 15 | 75 84 | -420 | 8,000 86,000 | 8,51 | 91,49 | | | | |
| B 9 | 29 49 | -480 | 5,000 89,000 | 5,32 | 94,68 | A 2 | 2 113 | -590 | 5,000 89,000 | 5,32 | 94,68 | | | | |
| B 11 | 31 53 | -480 | 5,000 89,000 | 5,32 | 94,68 | B 9 | 29 49 | -590 | 5,000 89,000 | 5,32 | 94,68 | | | | |
| B 12 | 32 55 | -480 | 5,000 89,000 | 5,32 | 94,68 | C 11 | 71 93 | -800 | 2,000 92,000 | 2,13 | 97,87 | | | | |
| A 18 | 38 108 | -480 | 5,000 89,000 | 5,32 | 94,68 | A 3 | 3 115 | -1400 | 0,000 94,000 | 0,00 | 100,00 | | | | |

52 Tische, 104 Paare. Anzahl der Boards: 32. Durchschnitt: 1504,000. Average+/-/- ergibt mindestens 60 / genau 50 / maximal 40 %.

| 19 | | | | | | | 20 | | | | | | |
|---|--------|----------|---------------|-------|-------|--|---|--------|----------|---------------|-------|--------|--|
| B972 --- B10972 D965 | | | | | | | 82 B109752 102 D86 | | | | | | |
| K 9743 D654 KB107 | | | | | | | 754 643 A76543 7 | | | | | | |
|  | | | | | | |  | | | | | | |
| D43 AB102 K83 A42 | | | | | | | D103 D KDB8 A10942 | | | | | | |
| A10865 KD865 A 83 | | | | | | | AKB96 AK8 9 KB53 | | | | | | |
| Tisch | Paar | Ergebnis | Score | % | | | Tisch | Paar | Ergebnis | Score | % | | |
| C 12 | 72 94 | 1100 | 93,979 0,021 | 99,98 | 0,02 | | A 10 | 10 110 | 650 | 92,000 2,000 | 97,87 | 2,13 | |
| A 5 | 5 18 | 800 | 91,936 2,064 | 97,80 | 2,20 | | C 4 | 64 95 | 650 | 92,000 2,000 | 97,87 | 2,13 | |
| C 15 | 75 83 | 570 | 89,894 4,106 | 95,63 | 4,37 | | C 9 | 69 88 | 650 | 92,000 2,000 | 97,87 | 2,13 | |
| A 16 | 16 103 | 450 | 87,851 6,149 | 93,46 | 6,54 | | A 2 | 2 112 | 620 | 80,000 13,000 | 85,11 | 13,83 | |
| A 1 | 1 109 | 420 | 78,660 15,340 | 83,68 | 16,32 | | A 5 | 5 18 | 620 | 80,000 13,000 | 85,11 | 13,83 | |
| A 3 | 3 114 | 420 | 78,660 15,340 | 83,68 | 16,32 | | A 6 | 6 102 | 620 | 80,000 13,000 | 85,11 | 13,83 | |
| A 4 | 4 116 | 420 | 78,660 15,340 | 83,68 | 16,32 | | A 9 | 9 108 | 620 | 80,000 13,000 | 85,11 | 13,83 | |
| A 9 | 9 108 | 420 | 78,660 15,340 | 83,68 | 16,32 | | A 18 | 38 107 | 620 | 80,000 13,000 | 85,11 | 13,83 | |
| B 6 | 26 42 | 420 | 78,660 15,340 | 83,68 | 16,32 | | C 1 | 61 89 | 620 | 80,000 13,000 | 85,11 | 13,83 | |
| C 13 | 73 96 | 420 | 78,660 15,340 | 83,68 | 16,32 | | C 2 | 62 91 | 620 | 80,000 13,000 | 85,11 | 13,83 | |
| C 16 | 76 85 | 420 | 78,660 15,340 | 83,68 | 16,32 | | C 8 | 68 86 | 620 | 80,000 13,000 | 85,11 | 13,83 | |
| C 17 | 77 87 | 420 | 78,660 15,340 | 83,68 | 16,32 | | A 3 | 3 114 | 500 | 66,000 27,000 | 70,21 | 28,72 | |
| B 2 | 111 51 | 400 | 69,468 24,532 | 73,90 | 26,10 | | A 4 | 4 116 | 500 | 66,000 27,000 | 70,21 | 28,72 | |
| C 5 | 65 97 | 300 | 67,426 26,574 | 71,73 | 28,27 | | B 13 | 33 56 | 500 | 66,000 27,000 | 70,21 | 28,72 | |
| B 13 | 33 56 | 200 | 63,340 30,660 | 67,38 | 32,62 | | C 15 | 75 83 | 500 | 66,000 27,000 | 70,21 | 28,72 | |
| C 2 | 62 91 | 200 | 63,340 30,660 | 67,38 | 32,62 | | C 17 | 77 87 | 500 | 66,000 27,000 | 70,21 | 28,72 | |
| C 8 | 68 86 | 200 | 63,340 30,660 | 67,38 | 32,62 | | B 2 | 111 51 | 230 | 60,000 34,000 | 63,83 | 36,17 | |
| A 10 | 10 110 | 170 | 58,234 35,766 | 61,95 | 38,05 | | B 8 | 28 46 | 200 | 57,000 37,000 | 60,64 | 39,36 | |
| C 9 | 69 88 | 170 | 58,234 35,766 | 61,95 | 38,05 | | C 6 | 66 82 | 200 | 57,000 37,000 | 60,64 | 39,36 | |
| A 2 | 2 112 | 140 | 53,128 40,872 | 56,52 | 43,48 | | A 14 | 14 117 | 170 | 49,000 45,000 | 52,13 | 47,87 | |
| A 13 | 13 115 | 140 | 53,128 40,872 | 56,52 | 43,48 | | A 17 | 17 105 | 170 | 49,000 45,000 | 52,13 | 47,87 | |
| B 16 | 36 45 | 140 | 53,128 40,872 | 56,52 | 43,48 | | B 4 | 24 55 | 170 | 49,000 45,000 | 52,13 | 47,87 | |
| A 6 | 6 102 | -50 | 32,702 61,298 | 34,79 | 65,21 | | B 5 | 25 57 | 170 | 49,000 45,000 | 52,13 | 47,87 | |
| A 14 | 14 117 | -50 | 32,702 61,298 | 34,79 | 65,21 | | B 7 | 27 44 | 170 | 49,000 45,000 | 52,13 | 47,87 | |
| A 15 | 15 101 | -50 | 32,702 61,298 | 34,79 | 65,21 | | C 16 | 76 85 | 170 | 49,000 45,000 | 52,13 | 47,87 | |
| B 1 | 21 49 | -50 | 32,702 61,298 | 34,79 | 65,21 | | A 1 | 1 109 | 140 | 37,000 57,000 | 39,36 | 60,64 | |
| B 5 | 25 57 | -50 | 32,702 61,298 | 34,79 | 65,21 | | A 8 | 8 106 | 140 | 37,000 57,000 | 39,36 | 60,64 | |
| B 7 | 27 44 | -50 | 32,702 61,298 | 34,79 | 65,21 | | B 9 | 29 48 | 140 | 37,000 57,000 | 39,36 | 60,64 | |
| B 8 | 28 46 | -50 | 32,702 61,298 | 34,79 | 65,21 | | B 10 | 30 50 | 140 | 37,000 57,000 | 39,36 | 60,64 | |
| B 9 | 29 48 | -50 | 32,702 61,298 | 34,79 | 65,21 | | B 15 | 35 43 | 140 | 37,000 57,000 | 39,36 | 60,64 | |
| B 10 | 30 50 | -50 | 32,702 61,298 | 34,79 | 65,21 | | C 5 | 65 97 | 140 | 37,000 57,000 | 39,36 | 60,64 | |
| B 12 | 32 54 | -50 | 32,702 61,298 | 34,79 | 65,21 | | A 16 | 16 103 | 110 | 30,000 64,000 | 31,91 | 68,09 | |
| B 17 | 37 47 | -50 | 32,702 61,298 | 34,79 | 65,21 | | C 14 | 74 81 | 100 | 28,000 66,000 | 29,79 | 70,21 | |
| A 18 | 38 107 | -50 | 32,702 61,298 | 34,79 | 65,21 | | A 7 | 7 104 | -100 | 19,000 75,000 | 20,21 | 79,79 | |
| C 1 | 61 89 | -50 | 32,702 61,298 | 34,79 | 65,21 | | A 15 | 15 101 | -100 | 19,000 75,000 | 20,21 | 79,79 | |
| C 4 | 64 95 | -50 | 32,702 61,298 | 34,79 | 65,21 | | B 1 | 21 49 | -100 | 19,000 75,000 | 20,21 | 79,79 | |
| C 6 | 66 82 | -50 | 32,702 61,298 | 34,79 | 65,21 | | B 6 | 26 42 | -100 | 19,000 75,000 | 20,21 | 79,79 | |
| C 7 | 67 84 | -50 | 32,702 61,298 | 34,79 | 65,21 | | B 12 | 32 54 | -100 | 19,000 75,000 | 20,21 | 79,79 | |
| C 10 | 70 90 | -50 | 32,702 61,298 | 34,79 | 65,21 | | B 16 | 36 45 | -100 | 19,000 75,000 | 20,21 | 79,79 | |
| A 7 | 7 104 | -100 | 8,191 85,809 | 8,71 | 91,29 | | B 17 | 37 47 | -100 | 19,000 75,000 | 20,21 | 79,79 | |
| A 8 | 8 106 | -100 | 8,191 85,809 | 8,71 | 91,29 | | C 7 | 67 84 | -100 | 19,000 75,000 | 20,21 | 79,79 | |
| A 17 | 17 105 | -100 | 8,191 85,809 | 8,71 | 91,29 | | A 13 | 13 115 | -110 | 7,000 87,000 | 7,45 | 92,55 | |
| B 4 | 24 55 | -100 | 8,191 85,809 | 8,71 | 91,29 | | B 3 | 23 53 | -110 | 7,000 87,000 | 7,45 | 92,55 | |
| B 14 | 34 41 | -100 | 8,191 85,809 | 8,71 | 91,29 | | B 14 | 34 41 | -110 | 7,000 87,000 | 7,45 | 92,55 | |
| B 15 | 35 43 | -100 | 8,191 85,809 | 8,71 | 91,29 | | C 10 | 70 90 | -110 | 7,000 87,000 | 7,45 | 92,55 | |
| C 14 | 74 81 | -100 | 8,191 85,809 | 8,71 | 91,29 | | C 13 | 73 96 | -200 | 2,000 92,000 | 2,13 | 97,87 | |
| B 3 | 23 53 | -300 | 0,021 93,979 | 0,02 | 99,98 | | C 3 | 63 93 | -300 | 0,000 94,000 | 0,00 | 100,00 | |
| C 3 | 63 93 | A+/-A- | 56,400 37,600 | 60,00 | 40,00 | | C 12 | 72 94 | 620/500 | 80,000 27,000 | 85,11 | 28,72 | |

52 Tische, 104 Paare. Anzahl der Boards: 32. Durchschnitt: 1504,000. Average+/-/- ergibt mindestens 60 / genau 50 / maximal 40 %.

| 21 | | | | | | 22 | | | | | |
|---|--------|----------|---------------|-------|-------|--|--------|----------|---------------|--------|--------|
| 2 B3 D843 A98642 D10854 B93 K1062  98754 K9 B10652 B5 --- AK76 AD A7 KD1073 | | | | | | 852 54 9 AK108765 B43 A10 A73  KB92 D10743 KB8652 D2 3 KD976 D1086 A B94 | | | | | |
| Tisch | Paar | Ergebnis | Score | % | | Tisch | Paar | Ergebnis | Score | % | |
| B 11 | 31 51 | 1440 | 93,979 0,021 | 99,98 | 0,02 | B 17 | 37 46 | 3200 | 94,000 0,000 | 100,00 | 0,00 |
| C 15 | 75 82 | 1390 | 91,936 2,064 | 97,80 | 2,20 | C 15 | 75 82 | 920 | 92,000 2,000 | 97,87 | 2,13 |
| A 1 | 1 108 | 1370 | 72,532 21,468 | 77,16 | 22,84 | C 6 | 66 81 | 790 | 90,000 4,000 | 95,74 | 4,26 |
| A 9 | 9 107 | 1370 | 72,532 21,468 | 77,16 | 22,84 | B 14 | 34 57 | 520 | 88,000 6,000 | 93,62 | 6,38 |
| A 11 | 11 22 | 1370 | 72,532 21,468 | 77,16 | 22,84 | A 6 | 6 101 | 500 | 85,000 9,000 | 90,43 | 9,57 |
| A 14 | 14 116 | 1370 | 72,532 21,468 | 77,16 | 22,84 | B 2 | 111 50 | 500 | 85,000 9,000 | 90,43 | 9,57 |
| A 16 | 16 102 | 1370 | 72,532 21,468 | 77,16 | 22,84 | A 2 | 2 110 | 480 | 81,000 13,000 | 86,17 | 13,83 |
| B 1 | 21 48 | 1370 | 72,532 21,468 | 77,16 | 22,84 | B 16 | 36 44 | 480 | 81,000 13,000 | 86,17 | 13,83 |
| B 6 | 26 41 | 1370 | 72,532 21,468 | 77,16 | 22,84 | A 16 | 16 102 | 450 | 76,000 18,000 | 80,85 | 19,15 |
| B 7 | 27 43 | 1370 | 72,532 21,468 | 77,16 | 22,84 | B 4 | 24 54 | 450 | 76,000 18,000 | 80,85 | 19,15 |
| B 8 | 28 45 | 1370 | 72,532 21,468 | 77,16 | 22,84 | C 14 | 74 97 | 450 | 76,000 18,000 | 80,85 | 19,15 |
| B 10 | 30 49 | 1370 | 72,532 21,468 | 77,16 | 22,84 | A 17 | 17 104 | 440 | 72,000 22,000 | 76,60 | 23,40 |
| B 14 | 34 57 | 1370 | 72,532 21,468 | 77,16 | 22,84 | A 5 | 5 117 | 420 | 67,000 27,000 | 71,28 | 28,72 |
| C 1 | 61 88 | 1370 | 72,532 21,468 | 77,16 | 22,84 | B 9 | 29 47 | 420 | 67,000 27,000 | 71,28 | 28,72 |
| C 3 | 63 92 | 1370 | 72,532 21,468 | 77,16 | 22,84 | B 13 | 33 55 | 420 | 67,000 27,000 | 71,28 | 28,72 |
| C 9 | 69 87 | 1370 | 72,532 21,468 | 77,16 | 22,84 | C 11 | 71 91 | 420 | 67,000 27,000 | 71,28 | 28,72 |
| C 11 | 71 91 | 1370 | 72,532 21,468 | 77,16 | 22,84 | A 4 | 4 115 | 200 | 60,000 34,000 | 63,83 | 36,17 |
| C 13 | 73 95 | 1370 | 72,532 21,468 | 77,16 | 22,84 | A 10 | 10 109 | 200 | 60,000 34,000 | 63,83 | 36,17 |
| C 16 | 76 84 | 1370 | 72,532 21,468 | 77,16 | 22,84 | C 10 | 70 89 | 200 | 60,000 34,000 | 63,83 | 36,17 |
| C 17 | 77 86 | 1370 | 72,532 21,468 | 77,16 | 22,84 | C 13 | 73 95 | 170 | 56,000 38,000 | 59,57 | 40,43 |
| A 6 | 6 101 | 800 | 53,128 40,872 | 56,52 | 43,48 | A 1 | 1 108 | 140 | 53,000 41,000 | 56,38 | 43,62 |
| B 15 | 35 42 | 690 | 50,064 43,936 | 53,26 | 46,74 | B 3 | 23 52 | 140 | 53,000 41,000 | 56,38 | 43,62 |
| B 16 | 36 44 | 690 | 50,064 43,936 | 53,26 | 46,74 | B 1 | 21 48 | 100 | 45,000 49,000 | 47,87 | 52,13 |
| A 3 | 3 113 | 660 | 41,894 52,106 | 44,57 | 55,43 | B 8 | 28 45 | 100 | 45,000 49,000 | 47,87 | 52,13 |
| B 3 | 23 52 | 660 | 41,894 52,106 | 44,57 | 55,43 | B 15 | 35 42 | 100 | 45,000 49,000 | 47,87 | 52,13 |
| C 4 | 64 94 | 660 | 41,894 52,106 | 44,57 | 55,43 | C 1 | 61 88 | 100 | 45,000 49,000 | 47,87 | 52,13 |
| C 7 | 67 83 | 660 | 41,894 52,106 | 44,57 | 55,43 | C 9 | 69 87 | 100 | 45,000 49,000 | 47,87 | 52,13 |
| C 8 | 68 85 | 660 | 41,894 52,106 | 44,57 | 55,43 | C 16 | 76 84 | 100 | 45,000 49,000 | 47,87 | 52,13 |
| B 2 | 111 50 | 660 | 41,894 52,106 | 44,57 | 55,43 | A 8 | 8 105 | -50 | 32,000 62,000 | 34,04 | 65,96 |
| A 2 | 2 110 | 630 | 24,532 69,468 | 26,10 | 73,90 | B 6 | 26 41 | -50 | 32,000 62,000 | 34,04 | 65,96 |
| A 4 | 4 115 | 630 | 24,532 69,468 | 26,10 | 73,90 | B 7 | 27 43 | -50 | 32,000 62,000 | 34,04 | 65,96 |
| A 7 | 7 103 | 630 | 24,532 69,468 | 26,10 | 73,90 | C 2 | 62 90 | -50 | 32,000 62,000 | 34,04 | 65,96 |
| A 10 | 10 109 | 630 | 24,532 69,468 | 26,10 | 73,90 | C 3 | 63 92 | -50 | 32,000 62,000 | 34,04 | 65,96 |
| A 17 | 17 104 | 630 | 24,532 69,468 | 26,10 | 73,90 | C 4 | 64 94 | -50 | 32,000 62,000 | 34,04 | 65,96 |
| B 9 | 29 47 | 630 | 24,532 69,468 | 26,10 | 73,90 | C 17 | 77 86 | -50 | 32,000 62,000 | 34,04 | 65,96 |
| B 13 | 33 55 | 630 | 24,532 69,468 | 26,10 | 73,90 | A 3 | 3 113 | -100 | 19,000 75,000 | 20,21 | 79,79 |
| B 17 | 37 46 | 630 | 24,532 69,468 | 26,10 | 73,90 | A 7 | 7 103 | -100 | 19,000 75,000 | 20,21 | 79,79 |
| C 2 | 62 90 | 630 | 24,532 69,468 | 26,10 | 73,90 | A 11 | 11 22 | -100 | 19,000 75,000 | 20,21 | 79,79 |
| C 6 | 66 81 | 630 | 24,532 69,468 | 26,10 | 73,90 | A 14 | 14 116 | -100 | 19,000 75,000 | 20,21 | 79,79 |
| C 14 | 74 97 | 630 | 24,532 69,468 | 26,10 | 73,90 | A 15 | 15 18 | -100 | 19,000 75,000 | 20,21 | 79,79 |
| A 5 | 5 117 | 620 | 11,255 82,745 | 11,97 | 88,03 | A 18 | 38 106 | -100 | 19,000 75,000 | 20,21 | 79,79 |
| A 8 | 8 105 | 620 | 11,255 82,745 | 11,97 | 88,03 | B 10 | 30 49 | -130 | 11,000 83,000 | 11,70 | 88,30 |
| C 5 | 65 96 | 500 | 8,191 85,809 | 8,71 | 91,29 | C 5 | 65 96 | -130 | 11,000 83,000 | 11,70 | 88,30 |
| A 15 | 15 18 | 100 | 6,149 87,851 | 6,54 | 93,46 | B 11 | 31 51 | -150 | 7,000 87,000 | 7,45 | 92,55 |
| B 4 | 24 54 | -100 | 3,085 90,915 | 3,28 | 96,72 | C 7 | 67 83 | -150 | 7,000 87,000 | 7,45 | 92,55 |
| C 10 | 70 89 | -100 | 3,085 90,915 | 3,28 | 96,72 | A 9 | 9 107 | -300 | 3,000 91,000 | 3,19 | 96,81 |
| A 18 | 38 106 | -200 | 0,021 93,979 | 0,02 | 99,98 | C 8 | 68 85 | -300 | 3,000 91,000 | 3,19 | 96,81 |
| B 5 | 25 56 | A+/-A- | 56,400 37,600 | 60,00 | 40,00 | B 5 | 25 56 | -600 | 0,000 94,000 | 0,00 | 100,00 |



52 Tische, 104 Paare. Anzahl der Boards: 32. Durchschnitt: 1504,000. Average+/-/- ergibt mindestens 60 / genau 50 / maximal 40 %.

| 23 | | | | | | | | | | 24 | | | | | | | | | |
|-------|--------|----------|---------------|-------------|-------|--------|----------|---------------|-------------|-------|--|--|--|--|--|--|--|--|--|
| 42 | | | | | AKB2 | | | | | K6543 | | | | | | | | | |
| 53 | | | | | A2 | | | | | K10 | | | | | | | | | |
| K752 | | | | | D1076 | | | | | 8543 | | | | | | | | | |
| DB763 | | | | | 7 | | | | | B10 | | | | | | | | | |
| K1097 | | | | | B874 | | | | | K963 | | | | | | | | | |
| B107 | | | | | D985 | | | | | B63 | | | | | | | | | |
| AB104 | | | | | 9 | | | | | AD982 | | | | | | | | | |
| K9 | | | | | AD8 | | | | | D105 | | | | | | | | | |
| | | | | | D9862 | | | | | A742 | | | | | | | | | |
| | | | | | 96 | | | | | | | | | | | | | | |
| | | | | | A84 | | | | | | | | | | | | | | |
| | | | | | B653 | | | | | | | | | | | | | | |
| | | | | | AK4 | | | | | | | | | | | | | | |
| | | | | | D83 | | | | | | | | | | | | | | |
| | | | | | 1052 | | | | | | | | | | | | | | |
| Tisch | Paar | Ergebnis | Score | % | Tisch | Paar | Ergebnis | Score | % | | | | | | | | | | |
| B 10 | 30 48 | 200 | 93,000 1,000 | 98,94 1,06 | A 8 | 8 104 | 1510 | 88,000 6,000 | 93,62 6,38 | | | | | | | | | | |
| C 11 | 71 90 | 200 | 93,000 1,000 | 98,94 1,06 | A 11 | 11 110 | 1510 | 88,000 6,000 | 93,62 6,38 | | | | | | | | | | |
| A 1 | 1 107 | 100 | 82,000 12,000 | 87,23 12,77 | B 1 | 21 47 | 1510 | 88,000 6,000 | 93,62 6,38 | | | | | | | | | | |
| A 6 | 6 18 | 100 | 82,000 12,000 | 87,23 12,77 | B 8 | 28 44 | 1510 | 88,000 6,000 | 93,62 6,38 | | | | | | | | | | |
| A 9 | 9 106 | 100 | 82,000 12,000 | 87,23 12,77 | B 17 | 37 45 | 1510 | 88,000 6,000 | 93,62 6,38 | | | | | | | | | | |
| A 11 | 11 110 | 100 | 82,000 12,000 | 87,23 12,77 | A 18 | 38 105 | 1510 | 88,000 6,000 | 93,62 6,38 | | | | | | | | | | |
| B 11 | 31 50 | 100 | 82,000 12,000 | 87,23 12,77 | C 9 | 69 86 | 1510 | 88,000 6,000 | 93,62 6,38 | | | | | | | | | | |
| B 14 | 34 56 | 100 | 82,000 12,000 | 87,23 12,77 | A 1 | 1 107 | 1010 | 57,000 37,000 | 60,64 39,36 | | | | | | | | | | |
| C 1 | 61 87 | 100 | 82,000 12,000 | 87,23 12,77 | A 2 | 2 109 | 1010 | 57,000 37,000 | 60,64 39,36 | | | | | | | | | | |
| C 5 | 65 95 | 100 | 82,000 12,000 | 87,23 12,77 | A 3 | 3 22 | 1010 | 57,000 37,000 | 60,64 39,36 | | | | | | | | | | |
| C 9 | 69 86 | 100 | 82,000 12,000 | 87,23 12,77 | A 4 | 4 114 | 1010 | 57,000 37,000 | 60,64 39,36 | | | | | | | | | | |
| B 8 | 28 44 | -120 | 72,000 22,000 | 76,60 23,40 | A 5 | 5 116 | 1010 | 57,000 37,000 | 60,64 39,36 | | | | | | | | | | |
| A 5 | 5 116 | -140 | 70,000 24,000 | 74,47 25,53 | A 6 | 6 18 | 1010 | 57,000 37,000 | 60,64 39,36 | | | | | | | | | | |
| A 7 | 7 102 | -170 | 68,000 26,000 | 72,34 27,66 | A 7 | 7 102 | 1010 | 57,000 37,000 | 60,64 39,36 | | | | | | | | | | |
| B 12 | 32 52 | -180 | 64,000 30,000 | 68,09 31,91 | A 9 | 9 106 | 1010 | 57,000 37,000 | 60,64 39,36 | | | | | | | | | | |
| B 16 | 36 43 | -180 | 64,000 30,000 | 68,09 31,91 | A 10 | 10 108 | 1010 | 57,000 37,000 | 60,64 39,36 | | | | | | | | | | |
| C 12 | 72 92 | -180 | 64,000 30,000 | 68,09 31,91 | A 12 | 12 112 | 1010 | 57,000 37,000 | 60,64 39,36 | | | | | | | | | | |
| A 15 | 15 117 | -600 | 58,000 36,000 | 61,70 38,30 | A 15 | 15 117 | 1010 | 57,000 37,000 | 60,64 39,36 | | | | | | | | | | |
| B 3 | 23 51 | -600 | 58,000 36,000 | 61,70 38,30 | A 16 | 16 101 | 1010 | 57,000 37,000 | 60,64 39,36 | | | | | | | | | | |
| B 5 | 25 55 | -600 | 58,000 36,000 | 61,70 38,30 | B 5 | 25 55 | 1010 | 57,000 37,000 | 60,64 39,36 | | | | | | | | | | |
| A 8 | 8 104 | -620 | 40,000 54,000 | 42,55 57,45 | B 7 | 27 42 | 1010 | 57,000 37,000 | 60,64 39,36 | | | | | | | | | | |
| A 12 | 12 112 | -620 | 40,000 54,000 | 42,55 57,45 | B 9 | 29 46 | 1010 | 57,000 37,000 | 60,64 39,36 | | | | | | | | | | |
| A 16 | 16 101 | -620 | 40,000 54,000 | 42,55 57,45 | B 12 | 32 52 | 1010 | 57,000 37,000 | 60,64 39,36 | | | | | | | | | | |
| B 6 | 26 57 | -620 | 40,000 54,000 | 42,55 57,45 | C 1 | 61 87 | 1010 | 57,000 37,000 | 60,64 39,36 | | | | | | | | | | |
| B 9 | 29 46 | -620 | 40,000 54,000 | 42,55 57,45 | C 2 | 62 89 | 1010 | 57,000 37,000 | 60,64 39,36 | | | | | | | | | | |
| B 15 | 35 41 | -620 | 40,000 54,000 | 42,55 57,45 | C 3 | 63 91 | 1010 | 57,000 37,000 | 60,64 39,36 | | | | | | | | | | |
| B 17 | 37 45 | -620 | 40,000 54,000 | 42,55 57,45 | C 5 | 65 95 | 1010 | 57,000 37,000 | 60,64 39,36 | | | | | | | | | | |
| A 18 | 38 105 | -620 | 40,000 54,000 | 42,55 57,45 | C 6 | 66 97 | 1010 | 57,000 37,000 | 60,64 39,36 | | | | | | | | | | |
| C 2 | 62 89 | -620 | 40,000 54,000 | 42,55 57,45 | C 7 | 67 82 | 1010 | 57,000 37,000 | 60,64 39,36 | | | | | | | | | | |
| C 3 | 63 91 | -620 | 40,000 54,000 | 42,55 57,45 | C 11 | 71 90 | 1010 | 57,000 37,000 | 60,64 39,36 | | | | | | | | | | |
| C 4 | 64 93 | -620 | 40,000 54,000 | 42,55 57,45 | C 14 | 74 96 | 1010 | 57,000 37,000 | 60,64 39,36 | | | | | | | | | | |
| C 8 | 68 84 | -620 | 40,000 54,000 | 42,55 57,45 | B 16 | 36 43 | 990 | 31,000 63,000 | 32,98 67,02 | | | | | | | | | | |
| C 14 | 74 96 | -620 | 40,000 54,000 | 42,55 57,45 | C 4 | 64 93 | 990 | 31,000 63,000 | 32,98 67,02 | | | | | | | | | | |
| C 16 | 76 83 | -620 | 40,000 54,000 | 42,55 57,45 | B 4 | 24 53 | 980 | 21,000 73,000 | 22,34 77,66 | | | | | | | | | | |
| B 2 | 111 49 | -620 | 40,000 54,000 | 42,55 57,45 | B 6 | 26 57 | 980 | 21,000 73,000 | 22,34 77,66 | | | | | | | | | | |
| A 2 | 2 109 | -630 | 16,000 78,000 | 17,02 82,98 | B 11 | 31 50 | 980 | 21,000 73,000 | 22,34 77,66 | | | | | | | | | | |
| A 3 | 3 22 | -630 | 16,000 78,000 | 17,02 82,98 | B 14 | 34 56 | 980 | 21,000 73,000 | 22,34 77,66 | | | | | | | | | | |
| A 4 | 4 114 | -630 | 16,000 78,000 | 17,02 82,98 | C 12 | 72 92 | 980 | 21,000 73,000 | 22,34 77,66 | | | | | | | | | | |
| A 10 | 10 108 | -630 | 16,000 78,000 | 17,02 82,98 | C 15 | 75 81 | 980 | 21,000 73,000 | 22,34 77,66 | | | | | | | | | | |
| B 1 | 21 47 | -630 | 16,000 78,000 | 17,02 82,98 | C 17 | 77 85 | 980 | 21,000 73,000 | 22,34 77,66 | | | | | | | | | | |
| B 4 | 24 53 | -630 | 16,000 78,000 | 17,02 82,98 | B 2 | 111 49 | 980 | 21,000 73,000 | 22,34 77,66 | | | | | | | | | | |
| C 6 | 66 97 | -630 | 16,000 78,000 | 17,02 82,98 | C 10 | 70 88 | 510 | 12,000 82,000 | 12,77 87,23 | | | | | | | | | | |
| C 7 | 67 82 | -630 | 16,000 78,000 | 17,02 82,98 | B 3 | 23 51 | 480 | 7,000 87,000 | 7,45 92,55 | | | | | | | | | | |
| C 10 | 70 88 | -630 | 16,000 78,000 | 17,02 82,98 | B 10 | 30 48 | 480 | 7,000 87,000 | 7,45 92,55 | | | | | | | | | | |
| A 17 | 17 103 | -650 | 3,000 91,000 | 3,19 96,81 | B 15 | 35 41 | 480 | 7,000 87,000 | 7,45 92,55 | | | | | | | | | | |
| B 7 | 27 42 | -650 | 3,000 91,000 | 3,19 96,81 | C 8 | 68 84 | 480 | 7,000 87,000 | 7,45 92,55 | | | | | | | | | | |
| C 15 | 75 81 | -650 | 3,000 91,000 | 3,19 96,81 | A 17 | 17 103 | -50 | 1,000 93,000 | 1,06 98,94 | | | | | | | | | | |
| C 17 | 77 85 | -650 | 3,000 91,000 | 3,19 96,81 | C 16 | 76 83 | -50 | 1,000 93,000 | 1,06 98,94 | | | | | | | | | | |

52 Tische, 104 Paare. Anzahl der Boards: 32. Durchschnitt: 1504,000. Average+/-/- ergibt mindestens 60 / genau 50 / maximal 40 %.

| 25 | | | | | | | 26 | | | | | | |
|--|--------|----------|---------------|-------|--------|--|--|--------|----------|---------------|-------|-------|--|
| AB109 B K852 A753 K KD62 AB764 642 D854 A975 D KDB8 7632 10843 1093 109 | | | | | | | 76542 10 AB108 AK10 9 AD872 43 98742 K108 B9543 9762 3 ADB3 K6 KD5 DB65 | | | | | | |
| Tisch | Paar | Ergebnis | Score | % | | | Tisch | Paar | Ergebnis | Score | % | | |
| A 17 | 17 102 | 200 | 93,000 1,000 | 98,94 | 1,06 | | A 1 | 1 106 | 1460 | 82,745 11,255 | 88,03 | 11,97 | |
| C 8 | 68 83 | 200 | 93,000 1,000 | 98,94 | 1,06 | | A 2 | 2 108 | 1460 | 82,745 11,255 | 88,03 | 11,97 | |
| A 3 | 3 110 | 100 | 72,000 22,000 | 76,60 | 23,40 | | A 3 | 3 110 | 1460 | 82,745 11,255 | 88,03 | 11,97 | |
| A 5 | 5 115 | 100 | 72,000 22,000 | 76,60 | 23,40 | | A 8 | 8 103 | 1460 | 82,745 11,255 | 88,03 | 11,97 | |
| A 6 | 6 117 | 100 | 72,000 22,000 | 76,60 | 23,40 | | B 3 | 23 50 | 1460 | 82,745 11,255 | 88,03 | 11,97 | |
| A 8 | 8 103 | 100 | 72,000 22,000 | 76,60 | 23,40 | | B 9 | 29 45 | 1460 | 82,745 11,255 | 88,03 | 11,97 | |
| A 13 | 13 113 | 100 | 72,000 22,000 | 76,60 | 23,40 | | B 10 | 30 47 | 1460 | 82,745 11,255 | 88,03 | 11,97 | |
| B 4 | 24 52 | 100 | 72,000 22,000 | 76,60 | 23,40 | | C 1 | 61 86 | 1460 | 82,745 11,255 | 88,03 | 11,97 | |
| B 5 | 25 54 | 100 | 72,000 22,000 | 76,60 | 23,40 | | C 2 | 62 88 | 1460 | 82,745 11,255 | 88,03 | 11,97 | |
| B 7 | 27 41 | 100 | 72,000 22,000 | 76,60 | 23,40 | | C 8 | 68 83 | 1460 | 82,745 11,255 | 88,03 | 11,97 | |
| B 9 | 29 45 | 100 | 72,000 22,000 | 76,60 | 23,40 | | C 12 | 72 91 | 1460 | 82,745 11,255 | 88,03 | 11,97 | |
| B 11 | 31 49 | 100 | 72,000 22,000 | 76,60 | 23,40 | | C 15 | 75 97 | 1460 | 82,745 11,255 | 88,03 | 11,97 | |
| B 13 | 33 53 | 100 | 72,000 22,000 | 76,60 | 23,40 | | A 9 | 9 105 | 1440 | 67,426 26,574 | 71,73 | 28,27 | |
| C 1 | 61 86 | 100 | 72,000 22,000 | 76,60 | 23,40 | | A 16 | 16 18 | 1440 | 67,426 26,574 | 71,73 | 28,27 | |
| C 4 | 64 92 | 100 | 72,000 22,000 | 76,60 | 23,40 | | B 16 | 36 42 | 1440 | 67,426 26,574 | 71,73 | 28,27 | |
| C 5 | 65 94 | 100 | 72,000 22,000 | 76,60 | 23,40 | | A 17 | 17 102 | 1430 | 60,277 33,723 | 64,12 | 35,88 | |
| C 7 | 67 81 | 100 | 72,000 22,000 | 76,60 | 23,40 | | B 13 | 33 53 | 1430 | 60,277 33,723 | 64,12 | 35,88 | |
| C 9 | 69 85 | 100 | 72,000 22,000 | 76,60 | 23,40 | | C 13 | 73 93 | 1430 | 60,277 33,723 | 64,12 | 35,88 | |
| C 13 | 73 93 | 100 | 72,000 22,000 | 76,60 | 23,40 | | C 17 | 77 84 | 1430 | 60,277 33,723 | 64,12 | 35,88 | |
| C 15 | 75 97 | 100 | 72,000 22,000 | 76,60 | 23,40 | | C 3 | 63 90 | 1370 | 54,149 39,851 | 57,61 | 42,39 | |
| C 17 | 77 84 | 100 | 72,000 22,000 | 76,60 | 23,40 | | C 5 | 65 94 | 1370 | 54,149 39,851 | 57,61 | 42,39 | |
| A 16 | 16 18 | -90 | 52,000 42,000 | 55,32 | 44,68 | | A 5 | 5 115 | 710 | 35,766 58,234 | 38,05 | 61,95 | |
| A 1 | 1 106 | -100 | 49,000 45,000 | 52,13 | 47,87 | | A 7 | 7 101 | 710 | 35,766 58,234 | 38,05 | 61,95 | |
| C 12 | 72 91 | -100 | 49,000 45,000 | 52,13 | 47,87 | | A 10 | 10 107 | 710 | 35,766 58,234 | 38,05 | 61,95 | |
| C 6 | 66 96 | -140 | 45,000 49,000 | 47,87 | 52,13 | | A 12 | 12 22 | 710 | 35,766 58,234 | 38,05 | 61,95 | |
| C 16 | 76 82 | -140 | 45,000 49,000 | 47,87 | 52,13 | | B 1 | 21 46 | 710 | 35,766 58,234 | 38,05 | 61,95 | |
| A 9 | 9 105 | -170 | 40,000 54,000 | 42,55 | 57,45 | | B 6 | 26 56 | 710 | 35,766 58,234 | 38,05 | 61,95 | |
| B 17 | 37 44 | -170 | 40,000 54,000 | 42,55 | 57,45 | | B 8 | 28 43 | 710 | 35,766 58,234 | 38,05 | 61,95 | |
| C 3 | 63 90 | -170 | 40,000 54,000 | 42,55 | 57,45 | | B 11 | 31 49 | 710 | 35,766 58,234 | 38,05 | 61,95 | |
| B 3 | 23 50 | -180 | 36,000 58,000 | 38,30 | 61,70 | | B 15 | 35 57 | 710 | 35,766 58,234 | 38,05 | 61,95 | |
| B 16 | 36 42 | -300 | 34,000 60,000 | 36,17 | 63,83 | | B 17 | 37 44 | 710 | 35,766 58,234 | 38,05 | 61,95 | |
| B 6 | 26 56 | -600 | 32,000 62,000 | 34,04 | 65,96 | | C 6 | 66 96 | 710 | 35,766 58,234 | 38,05 | 61,95 | |
| A 2 | 2 108 | -620 | 20,000 74,000 | 21,28 | 78,72 | | C 7 | 67 81 | 710 | 35,766 58,234 | 38,05 | 61,95 | |
| A 7 | 7 101 | -620 | 20,000 74,000 | 21,28 | 78,72 | | C 9 | 69 85 | 710 | 35,766 58,234 | 38,05 | 61,95 | |
| A 10 | 10 107 | -620 | 20,000 74,000 | 21,28 | 78,72 | | C 10 | 70 87 | 710 | 35,766 58,234 | 38,05 | 61,95 | |
| B 1 | 21 46 | -620 | 20,000 74,000 | 21,28 | 78,72 | | C 11 | 71 89 | 710 | 35,766 58,234 | 38,05 | 61,95 | |
| B 8 | 28 43 | -620 | 20,000 74,000 | 21,28 | 78,72 | | C 16 | 76 82 | 710 | 35,766 58,234 | 38,05 | 61,95 | |
| B 10 | 30 47 | -620 | 20,000 74,000 | 21,28 | 78,72 | | A 6 | 6 117 | 680 | 12,277 81,723 | 13,06 | 86,94 | |
| B 12 | 32 51 | -620 | 20,000 74,000 | 21,28 | 78,72 | | A 13 | 13 113 | 680 | 12,277 81,723 | 13,06 | 86,94 | |
| B 15 | 35 57 | -620 | 20,000 74,000 | 21,28 | 78,72 | | B 5 | 25 54 | 680 | 12,277 81,723 | 13,06 | 86,94 | |
| A 18 | 38 104 | -620 | 20,000 74,000 | 21,28 | 78,72 | | B 7 | 27 41 | 680 | 12,277 81,723 | 13,06 | 86,94 | |
| C 11 | 71 89 | -620 | 20,000 74,000 | 21,28 | 78,72 | | B 12 | 32 51 | 680 | 12,277 81,723 | 13,06 | 86,94 | |
| B 2 | 111 48 | -620 | 20,000 74,000 | 21,28 | 78,72 | | C 4 | 64 92 | 680 | 12,277 81,723 | 13,06 | 86,94 | |
| A 4 | 4 112 | -630 | 6,000 88,000 | 6,38 | 93,62 | | B 2 | 111 48 | 680 | 12,277 81,723 | 13,06 | 86,94 | |
| A 11 | 11 109 | -630 | 6,000 88,000 | 6,38 | 93,62 | | A 4 | 4 112 | 650 | 3,085 90,915 | 3,28 | 96,72 | |
| C 2 | 62 88 | -630 | 6,000 88,000 | 6,38 | 93,62 | | B 4 | 24 52 | 650 | 3,085 90,915 | 3,28 | 96,72 | |
| A 12 | 12 22 | -650 | 2,000 92,000 | 2,13 | 97,87 | | A 11 | 11 109 | -730 | 0,021 93,979 | 0,02 | 99,98 | |
| C 10 | 70 87 | -660 | 0,000 94,000 | 0,00 | 100,00 | | A 18 | 38 104 | A=/A= | 47,000 47,000 | 50,00 | 50,00 | |

52 Tische, 104 Paare. Anzahl der Boards: 32. Durchschnitt: 1504,000. Average+/-/- ergibt mindestens 60 / genau 50 / maximal 40 %.

| 29 | | | | | | | 30 | | | | | | |
|---|--------|----------|---------------|-------|--------|--|---|--------|----------|---------------|--------|--------|--|
| 108532 10 B1065 D76 KDB9 K K42 KB1054 74 AB75 AD987 98 | | | | | | | 107542 K 10 D98763 A98 B10852 B AK104 K63 D43 KD5432 2 | | | | | | |
| A6 D986432 3 A32 | | | | | | | DB A976 A9876 B5 | | | | | | |
|  | | | | | | |  | | | | | | |
| Tisch | Paar | Ergebnis | Score | % | | | Tisch | Paar | Ergebnis | Score | % | | |
| A 1 | 1 104 | 200 | 90,000 4,000 | 95,74 | 4,26 | | B 17 | 37 42 | 100 | 94,000 0,000 | 100,00 | 0,00 | |
| A 10 | 10 105 | 200 | 90,000 4,000 | 95,74 | 4,26 | | A 1 | 1 104 | 50 | 89,000 5,000 | 94,68 | 5,32 | |
| A 11 | 11 107 | 200 | 90,000 4,000 | 95,74 | 4,26 | | A 15 | 15 115 | 50 | 89,000 5,000 | 94,68 | 5,32 | |
| C 9 | 69 83 | 200 | 90,000 4,000 | 95,74 | 4,26 | | B 3 | 23 48 | 50 | 89,000 5,000 | 94,68 | 5,32 | |
| C 13 | 73 91 | 200 | 90,000 4,000 | 95,74 | 4,26 | | B 4 | 24 50 | 50 | 89,000 5,000 | 94,68 | 5,32 | |
| A 2 | 2 106 | 100 | 75,000 19,000 | 79,79 | 20,21 | | A 5 | 5 112 | -100 | 84,000 10,000 | 89,36 | 10,64 | |
| A 4 | 4 110 | 100 | 75,000 19,000 | 79,79 | 20,21 | | A 4 | 4 110 | -420 | 70,000 24,000 | 74,47 | 25,53 | |
| A 7 | 7 117 | 100 | 75,000 19,000 | 79,79 | 20,21 | | A 7 | 7 117 | -420 | 70,000 24,000 | 74,47 | 25,53 | |
| A 9 | 9 103 | 100 | 75,000 19,000 | 79,79 | 20,21 | | A 9 | 9 103 | -420 | 70,000 24,000 | 74,47 | 25,53 | |
| B 1 | 21 44 | 100 | 75,000 19,000 | 79,79 | 20,21 | | A 11 | 11 107 | -420 | 70,000 24,000 | 74,47 | 25,53 | |
| B 17 | 37 42 | 100 | 75,000 19,000 | 79,79 | 20,21 | | A 12 | 12 109 | -420 | 70,000 24,000 | 74,47 | 25,53 | |
| C 1 | 61 84 | 100 | 75,000 19,000 | 79,79 | 20,21 | | A 13 | 13 22 | -420 | 70,000 24,000 | 74,47 | 25,53 | |
| C 14 | 74 93 | 100 | 75,000 19,000 | 79,79 | 20,21 | | B 6 | 26 54 | -420 | 70,000 24,000 | 74,47 | 25,53 | |
| C 15 | 75 95 | 100 | 75,000 19,000 | 79,79 | 20,21 | | B 15 | 35 55 | -420 | 70,000 24,000 | 74,47 | 25,53 | |
| C 17 | 77 82 | 100 | 75,000 19,000 | 79,79 | 20,21 | | A 18 | 38 102 | -420 | 70,000 24,000 | 74,47 | 25,53 | |
| B 15 | 35 55 | -130 | 64,000 30,000 | 68,09 | 31,91 | | C 1 | 61 84 | -420 | 70,000 24,000 | 74,47 | 25,53 | |
| B 7 | 27 56 | -140 | 61,000 33,000 | 64,89 | 35,11 | | C 2 | 62 86 | -420 | 70,000 24,000 | 74,47 | 25,53 | |
| B 2 | 111 46 | -140 | 61,000 33,000 | 64,89 | 35,11 | | C 10 | 70 85 | -420 | 70,000 24,000 | 74,47 | 25,53 | |
| C 10 | 70 85 | -170 | 58,000 36,000 | 61,70 | 38,30 | | B 2 | 111 46 | -420 | 70,000 24,000 | 74,47 | 25,53 | |
| C 2 | 62 86 | -600 | 55,000 39,000 | 58,51 | 41,49 | | A 2 | 2 106 | -450 | 37,000 57,000 | 39,36 | 60,64 | |
| C 6 | 66 94 | -600 | 55,000 39,000 | 58,51 | 41,49 | | A 6 | 6 114 | -450 | 37,000 57,000 | 39,36 | 60,64 | |
| A 3 | 3 108 | -620 | 34,000 60,000 | 36,17 | 63,83 | | A 10 | 10 105 | -450 | 37,000 57,000 | 39,36 | 60,64 | |
| A 5 | 5 112 | -620 | 34,000 60,000 | 36,17 | 63,83 | | A 14 | 14 113 | -450 | 37,000 57,000 | 39,36 | 60,64 | |
| A 6 | 6 114 | -620 | 34,000 60,000 | 36,17 | 63,83 | | B 1 | 21 44 | -450 | 37,000 57,000 | 39,36 | 60,64 | |
| A 8 | 8 101 | -620 | 34,000 60,000 | 36,17 | 63,83 | | B 5 | 25 52 | -450 | 37,000 57,000 | 39,36 | 60,64 | |
| A 14 | 14 113 | -620 | 34,000 60,000 | 36,17 | 63,83 | | B 7 | 27 56 | -450 | 37,000 57,000 | 39,36 | 60,64 | |
| A 15 | 15 115 | -620 | 34,000 60,000 | 36,17 | 63,83 | | B 9 | 29 43 | -450 | 37,000 57,000 | 39,36 | 60,64 | |
| B 4 | 24 50 | -620 | 34,000 60,000 | 36,17 | 63,83 | | B 10 | 30 45 | -450 | 37,000 57,000 | 39,36 | 60,64 | |
| B 5 | 25 52 | -620 | 34,000 60,000 | 36,17 | 63,83 | | B 11 | 31 47 | -450 | 37,000 57,000 | 39,36 | 60,64 | |
| B 6 | 26 54 | -620 | 34,000 60,000 | 36,17 | 63,83 | | C 3 | 63 88 | -450 | 37,000 57,000 | 39,36 | 60,64 | |
| B 8 | 28 41 | -620 | 34,000 60,000 | 36,17 | 63,83 | | C 5 | 65 92 | -450 | 37,000 57,000 | 39,36 | 60,64 | |
| B 9 | 29 43 | -620 | 34,000 60,000 | 36,17 | 63,83 | | C 6 | 66 94 | -450 | 37,000 57,000 | 39,36 | 60,64 | |
| B 10 | 30 45 | -620 | 34,000 60,000 | 36,17 | 63,83 | | C 8 | 68 81 | -450 | 37,000 57,000 | 39,36 | 60,64 | |
| B 11 | 31 47 | -620 | 34,000 60,000 | 36,17 | 63,83 | | C 9 | 69 83 | -450 | 37,000 57,000 | 39,36 | 60,64 | |
| B 12 | 32 49 | -620 | 34,000 60,000 | 36,17 | 63,83 | | C 11 | 71 87 | -450 | 37,000 57,000 | 39,36 | 60,64 | |
| B 13 | 33 51 | -620 | 34,000 60,000 | 36,17 | 63,83 | | C 13 | 73 91 | -450 | 37,000 57,000 | 39,36 | 60,64 | |
| B 14 | 34 53 | -620 | 34,000 60,000 | 36,17 | 63,83 | | C 14 | 74 93 | -450 | 37,000 57,000 | 39,36 | 60,64 | |
| C 3 | 63 88 | -620 | 34,000 60,000 | 36,17 | 63,83 | | C 15 | 75 95 | -450 | 37,000 57,000 | 39,36 | 60,64 | |
| C 11 | 71 87 | -620 | 34,000 60,000 | 36,17 | 63,83 | | C 17 | 77 82 | -450 | 37,000 57,000 | 39,36 | 60,64 | |
| C 12 | 72 89 | -620 | 34,000 60,000 | 36,17 | 63,83 | | A 3 | 3 108 | -480 | 10,000 84,000 | 10,64 | 89,36 | |
| A 18 | 38 102 | -630 | 13,000 81,000 | 13,83 | 86,17 | | A 8 | 8 101 | -480 | 10,000 84,000 | 10,64 | 89,36 | |
| C 7 | 67 96 | -630 | 13,000 81,000 | 13,83 | 86,17 | | B 8 | 28 41 | -480 | 10,000 84,000 | 10,64 | 89,36 | |
| C 8 | 68 81 | -660 | 10,000 84,000 | 10,64 | 89,36 | | B 12 | 32 49 | -480 | 10,000 84,000 | 10,64 | 89,36 | |
| A 12 | 12 109 | -790 | 5,000 89,000 | 5,32 | 94,68 | | B 13 | 33 51 | -480 | 10,000 84,000 | 10,64 | 89,36 | |
| A 13 | 13 22 | -790 | 5,000 89,000 | 5,32 | 94,68 | | C 7 | 67 96 | -480 | 10,000 84,000 | 10,64 | 89,36 | |
| C 4 | 64 90 | -790 | 5,000 89,000 | 5,32 | 94,68 | | C 12 | 72 89 | -480 | 10,000 84,000 | 10,64 | 89,36 | |
| C 5 | 65 92 | -790 | 5,000 89,000 | 5,32 | 94,68 | | C 4 | 64 90 | -500 | 2,000 92,000 | 2,13 | 97,87 | |
| B 3 | 23 48 | -1400 | 0,000 94,000 | 0,00 | 100,00 | | B 14 | 34 53 | -800 | 0,000 94,000 | 0,00 | 100,00 | |





52 Tische, 104 Paare. Anzahl der Boards: 32. Durchschnitt: 1504,000. Average+/-/- ergibt mindestens 60 / genau 50 / maximal 40 %.

| 31 | | 953 | | | | 32 | | 72 | | | |
|-------|--------|----------|---------------|-------|-------|-------|--------|----------|---------------|--------|--------|
| AD64 | A1042 | K53 | D3 | K8 | 9875 | AD104 | A75 | A10986 | 543 | 93 | A76 |
| | | | | B1072 | KDB | B87 | 942 | | | | |
| | | | | | | | | | | | |
| Tisch | Paar | Ergebnis | Score | % | | Tisch | Paar | Ergebnis | Score | % | |
| B 13 | 33 50 | 300 | 93,000 1,000 | 98,94 | 1,06 | A 12 | 12 108 | 280 | 94,000 0,000 | 100,00 | 0,00 |
| C 7 | 67 95 | 300 | 93,000 1,000 | 98,94 | 1,06 | C 5 | 65 91 | 200 | 92,000 2,000 | 97,87 | 2,13 |
| A 13 | 13 110 | 150 | 90,000 4,000 | 95,74 | 4,26 | C 1 | 61 83 | 130 | 90,000 4,000 | 95,74 | 4,26 |
| B 11 | 31 46 | 100 | 88,000 6,000 | 93,62 | 6,38 | C 8 | 68 97 | 120 | 88,000 6,000 | 93,62 | 6,38 |
| A 12 | 12 108 | 50 | 85,000 9,000 | 90,43 | 9,57 | A 1 | 1 103 | 110 | 84,000 10,000 | 89,36 | 10,64 |
| C 2 | 62 85 | 50 | 85,000 9,000 | 90,43 | 9,57 | A 14 | 14 112 | 110 | 84,000 10,000 | 89,36 | 10,64 |
| A 8 | 8 18 | -420 | 77,000 17,000 | 81,91 | 18,09 | B 16 | 36 56 | 110 | 84,000 10,000 | 89,36 | 10,64 |
| A 15 | 15 114 | -420 | 77,000 17,000 | 81,91 | 18,09 | C 4 | 64 89 | 100 | 79,000 15,000 | 84,04 | 15,96 |
| C 8 | 68 97 | -420 | 77,000 17,000 | 81,91 | 18,09 | C 16 | 76 96 | 100 | 79,000 15,000 | 84,04 | 15,96 |
| C 13 | 73 90 | -420 | 77,000 17,000 | 81,91 | 18,09 | C 11 | 71 86 | 90 | 76,000 18,000 | 80,85 | 19,15 |
| C 14 | 74 92 | -420 | 77,000 17,000 | 81,91 | 18,09 | B 9 | 29 42 | -50 | 74,000 20,000 | 78,72 | 21,28 |
| C 15 | 75 94 | -420 | 77,000 17,000 | 81,91 | 18,09 | A 15 | 15 114 | -100 | 70,000 24,000 | 74,47 | 25,53 |
| A 11 | 11 106 | -430 | 66,000 28,000 | 70,21 | 29,79 | B 6 | 26 53 | -100 | 70,000 24,000 | 74,47 | 25,53 |
| B 8 | 28 57 | -430 | 66,000 28,000 | 70,21 | 29,79 | B 10 | 30 44 | -100 | 70,000 24,000 | 74,47 | 25,53 |
| B 16 | 36 56 | -430 | 66,000 28,000 | 70,21 | 29,79 | A 4 | 4 109 | -110 | 61,000 33,000 | 64,89 | 35,11 |
| C 1 | 61 83 | -430 | 66,000 28,000 | 70,21 | 29,79 | A 8 | 8 18 | -110 | 61,000 33,000 | 64,89 | 35,11 |
| C 10 | 70 84 | -430 | 66,000 28,000 | 70,21 | 29,79 | A 11 | 11 106 | -110 | 61,000 33,000 | 64,89 | 35,11 |
| A 1 | 1 103 | -450 | 33,000 61,000 | 35,11 | 64,89 | A 16 | 16 116 | -110 | 61,000 33,000 | 64,89 | 35,11 |
| A 3 | 3 107 | -450 | 33,000 61,000 | 35,11 | 64,89 | B 13 | 33 50 | -110 | 61,000 33,000 | 64,89 | 35,11 |
| A 4 | 4 109 | -450 | 33,000 61,000 | 35,11 | 64,89 | B 2 | 111 45 | -110 | 61,000 33,000 | 64,89 | 35,11 |
| A 5 | 5 22 | -450 | 33,000 61,000 | 35,11 | 64,89 | C 3 | 63 87 | -120 | 54,000 40,000 | 57,45 | 42,55 |
| A 6 | 6 113 | -450 | 33,000 61,000 | 35,11 | 64,89 | A 5 | 5 22 | -140 | 36,000 58,000 | 38,30 | 61,70 |
| A 7 | 7 115 | -450 | 33,000 61,000 | 35,11 | 64,89 | A 9 | 9 102 | -140 | 36,000 58,000 | 38,30 | 61,70 |
| A 9 | 9 102 | -450 | 33,000 61,000 | 35,11 | 64,89 | A 13 | 13 110 | -140 | 36,000 58,000 | 38,30 | 61,70 |
| A 10 | 10 104 | -450 | 33,000 61,000 | 35,11 | 64,89 | B 1 | 21 43 | -140 | 36,000 58,000 | 38,30 | 61,70 |
| A 14 | 14 112 | -450 | 33,000 61,000 | 35,11 | 64,89 | B 5 | 25 51 | -140 | 36,000 58,000 | 38,30 | 61,70 |
| A 16 | 16 116 | -450 | 33,000 61,000 | 35,11 | 64,89 | B 7 | 27 55 | -140 | 36,000 58,000 | 38,30 | 61,70 |
| B 1 | 21 43 | -450 | 33,000 61,000 | 35,11 | 64,89 | B 8 | 28 57 | -140 | 36,000 58,000 | 38,30 | 61,70 |
| B 3 | 23 47 | -450 | 33,000 61,000 | 35,11 | 64,89 | B 12 | 32 48 | -140 | 36,000 58,000 | 38,30 | 61,70 |
| B 4 | 24 49 | -450 | 33,000 61,000 | 35,11 | 64,89 | B 14 | 34 52 | -140 | 36,000 58,000 | 38,30 | 61,70 |
| B 5 | 25 51 | -450 | 33,000 61,000 | 35,11 | 64,89 | B 15 | 35 54 | -140 | 36,000 58,000 | 38,30 | 61,70 |
| B 6 | 26 53 | -450 | 33,000 61,000 | 35,11 | 64,89 | C 2 | 62 85 | -140 | 36,000 58,000 | 38,30 | 61,70 |
| B 7 | 27 55 | -450 | 33,000 61,000 | 35,11 | 64,89 | C 7 | 67 95 | -140 | 36,000 58,000 | 38,30 | 61,70 |
| B 9 | 29 42 | -450 | 33,000 61,000 | 35,11 | 64,89 | C 9 | 69 82 | -140 | 36,000 58,000 | 38,30 | 61,70 |
| B 12 | 32 48 | -450 | 33,000 61,000 | 35,11 | 64,89 | C 12 | 72 88 | -140 | 36,000 58,000 | 38,30 | 61,70 |
| B 15 | 35 54 | -450 | 33,000 61,000 | 35,11 | 64,89 | C 13 | 73 90 | -140 | 36,000 58,000 | 38,30 | 61,70 |
| C 3 | 63 87 | -450 | 33,000 61,000 | 35,11 | 64,89 | C 14 | 74 92 | -140 | 36,000 58,000 | 38,30 | 61,70 |
| C 4 | 64 89 | -450 | 33,000 61,000 | 35,11 | 64,89 | C 15 | 75 94 | -140 | 36,000 58,000 | 38,30 | 61,70 |
| C 5 | 65 91 | -450 | 33,000 61,000 | 35,11 | 64,89 | A 6 | 6 113 | -150 | 16,000 78,000 | 17,02 | 82,98 |
| C 6 | 66 93 | -450 | 33,000 61,000 | 35,11 | 64,89 | B 4 | 24 49 | -150 | 16,000 78,000 | 17,02 | 82,98 |
| C 9 | 69 82 | -450 | 33,000 61,000 | 35,11 | 64,89 | C 10 | 70 84 | -150 | 16,000 78,000 | 17,02 | 82,98 |
| C 11 | 71 86 | -450 | 33,000 61,000 | 35,11 | 64,89 | A 2 | 2 105 | -170 | 8,000 86,000 | 8,51 | 91,49 |
| C 12 | 72 88 | -450 | 33,000 61,000 | 35,11 | 64,89 | A 7 | 7 115 | -170 | 8,000 86,000 | 8,51 | 91,49 |
| C 16 | 76 96 | -450 | 33,000 61,000 | 35,11 | 64,89 | A 10 | 10 104 | -170 | 8,000 86,000 | 8,51 | 91,49 |
| B 2 | 111 45 | -450 | 33,000 61,000 | 35,11 | 64,89 | B 3 | 23 47 | -170 | 8,000 86,000 | 8,51 | 91,49 |
| A 2 | 2 105 | -460 | 2,000 92,000 | 2,13 | 97,87 | C 6 | 66 93 | -170 | 8,000 86,000 | 8,51 | 91,49 |
| B 10 | 30 44 | -460 | 2,000 92,000 | 2,13 | 97,87 | A 3 | 3 107 | -250 | 2,000 92,000 | 2,13 | 97,87 |
| B 14 | 34 52 | -460 | 2,000 92,000 | 2,13 | 97,87 | B 11 | 31 46 | -870 | 0,000 94,000 | 0,00 | 100,00 |

52 Tische, 104 Paare. Anzahl der Boards: 32. Durchschnitt: 1504,000. Average+/-/- ergibt mindestens 60 / genau 50 / maximal 40 %.

| 33 | | D95 AD6542 B B104 | | AK8763 KB3 D9 A7 | | --- | | 987 | | A652 | | D98652 | | B1042 10 K108743 K3 | |
|-------|--------|----------------------------|---------------|---------------------------|-------|-----|--|-----|--|------|--|--------|--|------------------------------|--|
| Tisch | Paar | Ergebnis | Score | % | | | | | | | | | | | |
| A 6 | 6 112 | 150 | 93,000 1,000 | 98,94 | 1,06 | | | | | | | | | | |
| C 15 | 75 93 | 150 | 93,000 1,000 | 98,94 | 1,06 | | | | | | | | | | |
| A 15 | 15 113 | 100 | 84,000 10,000 | 89,36 | 10,64 | | | | | | | | | | |
| A 17 | 17 117 | 100 | 84,000 10,000 | 89,36 | 10,64 | | | | | | | | | | |
| B 7 | 27 54 | 100 | 84,000 10,000 | 89,36 | 10,64 | | | | | | | | | | |
| B 9 | 29 41 | 100 | 84,000 10,000 | 89,36 | 10,64 | | | | | | | | | | |
| C 10 | 70 83 | 100 | 84,000 10,000 | 89,36 | 10,64 | | | | | | | | | | |
| C 12 | 72 87 | 100 | 84,000 10,000 | 89,36 | 10,64 | | | | | | | | | | |
| C 16 | 76 95 | 100 | 84,000 10,000 | 89,36 | 10,64 | | | | | | | | | | |
| A 2 | 2 104 | 50 | 61,000 33,000 | 64,89 | 35,11 | | | | | | | | | | |
| A 5 | 5 110 | 50 | 61,000 33,000 | 64,89 | 35,11 | | | | | | | | | | |
| A 9 | 9 101 | 50 | 61,000 33,000 | 64,89 | 35,11 | | | | | | | | | | |
| A 13 | 13 109 | 50 | 61,000 33,000 | 64,89 | 35,11 | | | | | | | | | | |
| A 14 | 14 22 | 50 | 61,000 33,000 | 64,89 | 35,11 | | | | | | | | | | |
| B 4 | 24 48 | 50 | 61,000 33,000 | 64,89 | 35,11 | | | | | | | | | | |
| B 8 | 28 56 | 50 | 61,000 33,000 | 64,89 | 35,11 | | | | | | | | | | |
| B 13 | 33 49 | 50 | 61,000 33,000 | 64,89 | 35,11 | | | | | | | | | | |
| B 14 | 34 51 | 50 | 61,000 33,000 | 64,89 | 35,11 | | | | | | | | | | |
| B 15 | 35 53 | 50 | 61,000 33,000 | 64,89 | 35,11 | | | | | | | | | | |
| B 17 | 37 57 | 50 | 61,000 33,000 | 64,89 | 35,11 | | | | | | | | | | |
| C 2 | 62 84 | 50 | 61,000 33,000 | 64,89 | 35,11 | | | | | | | | | | |
| C 3 | 63 86 | 50 | 61,000 33,000 | 64,89 | 35,11 | | | | | | | | | | |
| C 5 | 65 90 | 50 | 61,000 33,000 | 64,89 | 35,11 | | | | | | | | | | |
| C 8 | 68 96 | 50 | 61,000 33,000 | 64,89 | 35,11 | | | | | | | | | | |
| C 14 | 74 91 | 50 | 61,000 33,000 | 64,89 | 35,11 | | | | | | | | | | |
| B 5 | 25 50 | -110 | 41,000 53,000 | 43,62 | 56,38 | | | | | | | | | | |
| B 10 | 30 43 | -110 | 41,000 53,000 | 43,62 | 56,38 | | | | | | | | | | |
| C 7 | 67 94 | -110 | 41,000 53,000 | 43,62 | 56,38 | | | | | | | | | | |
| B 2 | 111 44 | -110 | 41,000 53,000 | 43,62 | 56,38 | | | | | | | | | | |
| A 12 | 12 107 | -130 | 35,000 59,000 | 37,23 | 62,77 | | | | | | | | | | |
| B 16 | 36 55 | -130 | 35,000 59,000 | 37,23 | 62,77 | | | | | | | | | | |
| A 7 | 7 114 | -140 | 31,000 63,000 | 32,98 | 67,02 | | | | | | | | | | |
| A 11 | 11 105 | -140 | 31,000 63,000 | 32,98 | 67,02 | | | | | | | | | | |
| A 3 | 3 106 | -170 | 27,000 67,000 | 28,72 | 71,28 | | | | | | | | | | |
| A 10 | 10 103 | -170 | 27,000 67,000 | 28,72 | 71,28 | | | | | | | | | | |
| C 17 | 77 97 | -200 | 24,000 70,000 | 25,53 | 74,47 | | | | | | | | | | |
| A 16 | 16 115 | -400 | 22,000 72,000 | 23,40 | 76,60 | | | | | | | | | | |
| A 4 | 4 108 | -420 | 19,000 75,000 | 20,21 | 79,79 | | | | | | | | | | |
| C 13 | 73 89 | -420 | 19,000 75,000 | 20,21 | 79,79 | | | | | | | | | | |
| A 8 | 8 116 | -430 | 11,000 83,000 | 11,70 | 88,30 | | | | | | | | | | |
| B 3 | 23 46 | -430 | 11,000 83,000 | 11,70 | 88,30 | | | | | | | | | | |
| B 11 | 31 45 | -430 | 11,000 83,000 | 11,70 | 88,30 | | | | | | | | | | |
| B 12 | 32 47 | -430 | 11,000 83,000 | 11,70 | 88,30 | | | | | | | | | | |
| C 6 | 66 92 | -430 | 11,000 83,000 | 11,70 | 88,30 | | | | | | | | | | |
| C 9 | 69 81 | -430 | 11,000 83,000 | 11,70 | 88,30 | | | | | | | | | | |
| B 6 | 26 52 | -460 | 2,000 92,000 | 2,13 | 97,87 | | | | | | | | | | |
| C 4 | 64 88 | -460 | 2,000 92,000 | 2,13 | 97,87 | | | | | | | | | | |
| C 11 | 71 85 | -460 | 2,000 92,000 | 2,13 | 97,87 | | | | | | | | | | |

52 Tische, 104 Paare. Anzahl der Boards: 32. Durchschnitt: 1504,000. Average+/-/- ergibt mindestens 60 / genau 50 / maximal 40 %.

| 35 | | | | | | | 36 | | | | | | |
|---|--------|----------|---------------|-------|-------|--|---|--------|----------|---------------|-------|-------|--|
| 8743 75 A6532 A2 --- AB1062  AD10965 K  D843 KD108753 6 KB2 K9 DB974 B94 | | | | | | | 95 B7 A742 KB653 A843 K64  K1076 D83  10982 A108 D942 DB2 AD53 KB965 7 | | | | | | |
| Tisch | Paar | Ergebnis | Score | % | | | Tisch | Paar | Ergebnis | Score | % | | |
| A 12 | 12 106 | 200 | 92,000 2,000 | 97,87 | 2,13 | | A 9 | 9 117 | 130 | 83,000 11,000 | 88,30 | 11,70 | |
| A 8 | 8 115 | 100 | 83,000 11,000 | 88,30 | 11,70 | | A 16 | 16 114 | 130 | 83,000 11,000 | 88,30 | 11,70 | |
| A 17 | 17 116 | 100 | 83,000 11,000 | 88,30 | 11,70 | | A 17 | 17 116 | 130 | 83,000 11,000 | 88,30 | 11,70 | |
| A 13 | 13 108 | -130 | 74,000 20,000 | 78,72 | 21,28 | | A 18 | 38 18 | 130 | 83,000 11,000 | 88,30 | 11,70 | |
| A 10 | 10 102 | -170 | 68,000 26,000 | 72,34 | 27,66 | | A 4 | 4 107 | 100 | 65,000 29,000 | 69,15 | 30,85 | |
| A 7 | 7 113 | -620 | 59,000 35,000 | 62,77 | 37,23 | | A 10 | 10 102 | 100 | 65,000 29,000 | 69,15 | 30,85 | |
| A 14 | 14 110 | -620 | 59,000 35,000 | 62,77 | 37,23 | | A 3 | 3 105 | -100 | 53,000 41,000 | 56,38 | 43,62 | |
| A 3 | 3 105 | -650 | 32,000 62,000 | 34,04 | 65,96 | | A 13 | 13 108 | -100 | 53,000 41,000 | 56,38 | 43,62 | |
| A 5 | 5 109 | -650 | 32,000 62,000 | 34,04 | 65,96 | | A 5 | 5 109 | -140 | 29,000 65,000 | 30,85 | 69,15 | |
| A 6 | 6 22 | -650 | 32,000 62,000 | 34,04 | 65,96 | | A 6 | 6 22 | -140 | 29,000 65,000 | 30,85 | 69,15 | |
| A 9 | 9 117 | -650 | 32,000 62,000 | 34,04 | 65,96 | | A 7 | 7 113 | -140 | 29,000 65,000 | 30,85 | 69,15 | |
| A 11 | 11 104 | -650 | 32,000 62,000 | 34,04 | 65,96 | | A 8 | 8 115 | -140 | 29,000 65,000 | 30,85 | 69,15 | |
| A 15 | 15 112 | -650 | 32,000 62,000 | 34,04 | 65,96 | | A 11 | 11 104 | -140 | 29,000 65,000 | 30,85 | 69,15 | |
| A 16 | 16 114 | -650 | 32,000 62,000 | 34,04 | 65,96 | | A 14 | 14 110 | -140 | 29,000 65,000 | 30,85 | 69,15 | |
| A 4 | 4 107 | -680 | 5,000 89,000 | 5,32 | 94,68 | | A 12 | 12 106 | -200 | 5,000 89,000 | 5,32 | 94,68 | |
| A 18 | 38 18 | -680 | 5,000 89,000 | 5,32 | 94,68 | | A 15 | 15 112 | -200 | 5,000 89,000 | 5,32 | 94,68 | |